



JUNE 2023

DRAFT

Organisational

Report



A message from the General Manager



I am pleased to present this report on Council's achievements and challenges during the second half of the 2022-23 financial year. It tracks our progress on what we have set out to do for our Community and City in our annual Operational Plan.

It has been a productive six months with 89% of projects on track or completed.

Council continued to lead the way to ensure an environmentally, sustainable future with a range of initiatives to reduce waste, save our community money, and contribute to a circular economy.

In an Australian first, recycled coffee cups are now being used in our road asphalt mix to resurface roads. This revolutionary initiative complements our use of recycled glass, and together they are being used to create more durable road surfaces across our City. Importantly, we reduce cups and bottles going to landfill, improve the longevity of our roads and reduce maintenance costs in the future.

Over 136,000 coffee cups and 1.2 million glass bottles were used in the road mix to resurface sections of Jamison Road, South Penrith and Swallow Drive, Erskine Park, and we continued using this innovative method to resurface another 17 roads across the Penrith LGA during the reporting period.

In another first, Council held a free clothing and textile drop off event in June, where our community handed over four tonnes of unwanted material, with old items collected by 'Textiles Recyclers Australia' to repurpose into new products and new items donated to local charities.

We partnered with Revolve ReCYCLING to host our first Bike Drop-off and Repair Event in May with 60 residents bringing in bikes for a free check and tune, and 150 people donating unwanted bikes and scooters, that are repaired and given to charities, or recycled if unsalvageable.

Our chemical clean-out day and electronic waste drop off events were well attended, and we created a new webpage on our website to help educate our community on the circular economy, including tips on ways to reuse items and reduce food waste.

Our work to revitalise Penrith's City Centre saw construction forge ahead on our iconic City Park on the corner of Henry and Station Streets. Work began on a spectacular 78-metre sunken rain garden with native trees, shrubs and plants; construction started on a five metre-wide circular water feature, cascading pools with a connecting stream, fog fountains and pedestrian bridges; and footpath and kerb works are progressing well. Due to open at the end of this year, City Park will be the perfect refuge for people to enjoy by day and by night.

As part of our Sport and Recreation Strategy, in partnership with the NSW and Australian Governments, we completed the upgrade of Harold Corr Oval, Cambridge Park into a high-quality athletics precinct, featuring our region's first all-weather synthetic track, and our City's first mixed recreation space at Trinity Drive, Cambridge Gardens is almost complete with the junior playspace, skate bowl and pump track now open to the public. Amenities upgrades were completed at several reserves across the City and our new outdoor fitness equipment at Cook Park, St Marys has been well received by the community.

We opened the doors to the new St Marys Community Centre following an extensive upgrade funded by Council and the Australian Government, with better facilities and improved accessibility that will support community groups in their valuable work for our community.

To help cool and green our City, 8,000 trees were planted across the region, and we celebrated 16 years of our Trees for Mum event in May, with a record 300 people participating and 380 trees planted, culminating in an award at the LGNSW Local Government Week Awards. We also cohosted an industry event 'Where Shade Hits the Pavement,' to discuss urban heat and propose solutions to mitigate the impacts for our residents.

Helping to support families, our Children's Services expanded with the introduction of five new Out of School Hours Care services on school grounds, and Council now operates the Somerset Cottage Early Childhood Education and Long Day Care Centre on the grounds of Nepean Hospital.

Council-run events to connect and support our community proved popular and included St Marys Lights Up Festival that attracted 8,000 people, two Penrith Producers events, Seniors Week Festival, Glenmore Park Family Fun Day and Summer Cinema Series.

We continued to consult and collaborate with our community on a range of plans and projects and endorsed our new Advocacy Strategy to help ensure our region receives the infrastructure and services it needs now and into the future.

To find out more about Council's current and future projects, and how you can have your say in our City's future, visit penrith.city and yoursaypenrith.com.au, and follow us on Facebook and Twitter.



Andrew Moore
General Manager



STATEMENT OF RECOGNITION

Council values the unique status of Aboriginal people as the original owners and custodians of lands and waters, including the land and waters of Penrith City.

Council values the unique status of Torres Strait Islander people as the original owners and custodians of the Torres Strait Islands and surrounding waters.

We work together for a united Australia and City that respects this land of ours, that values the diversity of Aboriginal and Torres Strait Islander cultural heritage and provides justice and equity for all.

ABOUT THIS DOCUMENT

This document summarises Council's progress, achievements, challenges and financial performance for the six months from 1 January 2023 to 30 June 2023. This is the second Organisational Performance Report on implementing Council's four-year Delivery Program 2022–26.



Contents

A message from the General Manager	3
Statement of Recognition	4
About this Document	4
Our Mission and Values	6
Our Customer Promise and Community Vision	7
Our Performance Summary	8
Organisational Indicators	40
Outcome 1	42
Outcome 2	46
Outcome 3	54
Outcome 4	60
Outcome 5	66
Corporate Enablers	72
Financial Services Manager's Report	75

Our Mission

We will...

Deliver the services, facilities and infrastructure that our community needs

Maintain our long term financial sustainability

Work with our community and partners to achieve more than we can alone

Provide an excellent customer experience to everyone who contacts us

Value and engage our staff

Our Values

In addition to our Code of Conduct, Council has adopted Values to guide our behaviour in the workplace and how we relate to our work colleagues, our customers, our communities, and our stakeholders.

Our Values and Behaviours are:

We show respect

We are accountable

We encourage innovation

As an organisation, we strive to reflect these in our day to day work, making our workplace more enjoyable and productive.



Our Customer Promise

We put customers at the heart of everything we do. When we work with you and each other we will...



BE PROACTIVE

We will be friendly, professional and show initiative.



KEEP IT SIMPLE

We will offer clear, consistent and accurate information and services, which are easy for everyone to access.



BUILD RESPECTFUL RELATIONSHIPS

We value relationships and diversity. We will respect your individual situation.



LISTEN AND RESPOND

We will listen to you and seek to understand your needs. We will be honest, accountable and follow through, so you know what to expect and when.

Community Vision

Our regional city is inclusive and prosperous and offers the best in urban living and a sustainable rural environment.



Our Performance

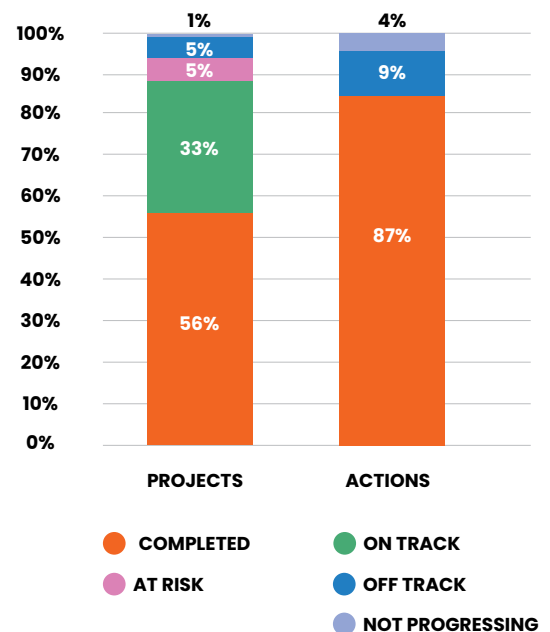
Our Performance Summary

OUR PROJECTS

At the end of the June 2023 six-monthly reporting period, 56% of reportable projects (Capital and Operational) were completed, 33% were on schedule for completion, and 11% were experiencing other delays or no longer proceeding. Although we do our best to anticipate what needs to be done each year, unexpected challenges and opportunities inevitably arise. In some cases, this affects our ability to undertake planned work, while in others, we can respond without affecting our agreed work program.

OUR OPERATIONAL PLAN ACTIONS

At the end of June 2023, 87% of reportable 2022-23 Operational Plan actions were reported as completed, and 13% were experiencing other delays or no longer proceeding.



How Did We Do?

Below is a summary of our performance for the quarter 1 April 2023 to 30 June 2023 against the specific actions we committed to in 2022-23

✓ COMPLETE ✗ OFF TRACK ● NOT PROGRESSING

OUTCOME 1: WE PROTECT & ENHANCE AN ECOLOGICALLY SUSTAINABLE ENVIRONMENT			
	ACTION	DESCRIPTION	PROGRESS
✓	1.1.1a	Deliver Water Management Projects for 2022-23.	<ul style="list-style-type: none"> In collaboration with City Presentation, a tender to improve Council owned bioretention systems was finalised. Contractors have been engaged to commence corrective maintenance works on priority bioretention systems in Glenmore Park and Caddens. The team coordinated work with City Presentation to repair a damaged bioretention system in Glenmore Park and is continuing to investigate sediment build-up causing issues in the bioretention system from a nearby construction site. A consultant has been engaged to develop a Stormwater Management Strategy. A key aim of this project is to assist in informing the development of a program of stormwater improvements (and potentially studies) that can be implemented in the future with funds from the Stormwater Management Service Charge. An on-lot stormwater treatment device audit program is being developed to increase awareness of property owners' responsibilities to maintain their stormwater improvement infrastructure. The audit program will also contribute to catchment management by ensuring that stormwater is properly managed on new developments.
✓	1.1.1b	Assessment of Tree Vegetation Permit Applications.	<ul style="list-style-type: none"> It is important to protect and where possible enhance trees and other vegetation in our City for biodiversity conservation, habitat protection, preserving amenity, cleaning our air, cooling our City and contributing to our community's positive health and well-being. Balancing this with minimising the risks to people and property, ensuring public safety and facilitating sustainable development is a high priority. In general, trees in Penrith cannot be removed or pruned without approval or permit or without meeting a permit exemption. Tree Vegetation Permit Applications are assessed with consideration of Council's Development Control Plan requirements, specifically Chapter C2 Vegetation Management and C14 Urban Heat Management, State Environmental Planning Policy (Biodiversity and Conservation) 2021, as well as relevant Australian Standards and Industry Standards. During the reporting period (1 April 2023 to 30 June 2023), Council received 58 Vegetation Permit Applications and determined 118 Vegetation Permit Applications.

OUTCOME 1: WE PROTECT & ENHANCE AN ECOLOGICALLY SUSTAINABLE ENVIRONMENT

	ACTION	DESCRIPTION	PROGRESS
✓	1.1.2a	Complete programmed bush regeneration projects for 2022-23.	<ul style="list-style-type: none"> Council's bushland management team's annual program was completed with the maintenance of over 400 hectares across 58 bushland sites throughout the LGA, which includes remnant bushland, water catchments, the Nepean River Precinct and small urban pocket reserves. Community volunteers, grant-funded projects, and contract works also contribute to the program's delivery. Since July 2022, this program has planted 15,156 native species, including 2,337 planted by program volunteers.
✓	1.1.2b	Delivery of externally funded grant projects for 2022-23.	<ul style="list-style-type: none"> All externally funded grant projects have been completed. Council attained a \$150K State Government grant to assist with this management. 90% of the vegetation found within Council roadsides and reserves is classified as critically endangered under the NSW Biodiversity Conservation Act 2016. This is delivered through the bushland management program serviced by the bush regeneration team.
✓	1.1.2c	Manage the propagation and procurement of plants and trees for use in Council's parks and public spaces.	<ul style="list-style-type: none"> Council's nursery continues to propagate and grow a diverse range of plants and trees to support Council's grant-funded programs and initiatives. During the fourth quarter of the reporting period, the nursery produced plants for the annual displays at the Civic Centre, monthly Citizenship Ceremonies, cemeteries, street tree plantings, Bushland Management planting projects, Trees for Mum, community giveaway events, Adopt-A-Tree, and amenity buildings. The nursery also produced a large number of plants for the Design and Projects team and their Greening Our City programs. This included Native Groves at Cook Park and Shakespeare drainage reserve, Monterey Bike Jump, Rance Oval, Surveyors Creek, and the Industrial Corridors and Estates project.
✓	1.2.1a	Deliver, facilitate and/or support Cooling the City Initiatives.	<ul style="list-style-type: none"> Council continued to mitigate and adapt to the impacts of urban heat through the delivery of actions, including: <ul style="list-style-type: none"> Greening Our City Tree Planting Projects - the Green Streets, Cooling our Parklands and Cooling our Workplaces projects were completed in June. The final community engagement component has been implemented with an article developed for Council's Our Place newsletter and a thank you letter and information on caring for the street trees sent to participants involved in the project. Adopt-A-Tree Program - targeting four Penrith suburbs with low canopy cover, with residents invited via a social media campaign to participate by registering to adopt a tree to plant in their yards to cool their homes. A tree collection day was held on 28 May at Jamison Park, with 100-plus residents attending the event to adopt over 150 trees. Where Shade Hits the Pavement - Council partnered with Citygreen to host an event on 9 May, bringing together industry professionals to discuss urban greening solutions to mitigate urban heat. Council presented on our urban greening and cooling the city initiatives.

OUTCOME 1: WE PROTECT & ENHANCE AN ECOLOGICALLY SUSTAINABLE ENVIRONMENT

	ACTION	DESCRIPTION	PROGRESS
✓	1.2.1b	Implement, monitor and report on actions in the Resilient Penrith Action Plan (including emergency preparedness, renewable energy, community connection and partnership programs).	<ul style="list-style-type: none"> • As part of the Resilient Penrith Action Plan, the Council developed, delivered and continued to support programs to enhance sustainability and build resilience within Council and the community. These include: <ul style="list-style-type: none"> ○ Continued participation in the Resilient Sydney Program, including attendance at Ambassador Network meetings and workshops. ○ Continued support for the Western Sydney University Solar Car Team. ○ Planning, development and application process completed for the Staff Louise Petchell Learning for Sustainability Scholarship Study Tour. ○ Commencement of the Fleet and Plant Electric Vehicle Transition Plan for Council, including staff consultation workshop, fleet data analysis, and site assessments. ○ Development of a brief for the emergency management end-to-end review, with consultants engaged to commence the review. ○ Engagement with Council's Access Committee, Multicultural Working Party and Resilience Committee on emergency preparedness, and initial planning for community emergency preparedness and recovery partnership projects. ○ Participation in the development of the National Climate Risk Assessment Framework.
✓	1.2.1c	Commence implementation of the Circular Economy Roadmap.	<ul style="list-style-type: none"> • As part of the Resilient Penrith Action Plan delivery, Council continued to implement initiatives identified within the Circular Economy Roadmap to strengthen sustainability and resource efficiency outcomes. During this reporting period, we implemented the following. <ul style="list-style-type: none"> ○ Community recycling and repair events to encourage reuse, repair, refurbishment and recycling of items to reduce waste to landfill, including the community Bike drop-off and repair event held on 6 May, and the Clothing and Textile drop-off event held on 10 June. ○ Information/resources provided to increase community knowledge and build capacity, through a new circular economy webpage on Council's website. ○ Research completed on the Environmental Upgrade Agreement Program ○ A Partnership with Regional Development Australia has been developed and the planning stages have been undertaken to organise and deliver a circular economy business forum within Penrith.

OUTCOME 1: WE PROTECT & ENHANCE AN ECOLOGICALLY SUSTAINABLE ENVIRONMENT

	ACTION	DESCRIPTION	PROGRESS
✓	1.2.2a	Increase waste and recycling stream options available to residents to increase diversion rate from landfill.	<ul style="list-style-type: none"> • Council's yearly drop-off events continue to be well received by the community: <ul style="list-style-type: none"> ○ From 15-16 April, 474 vehicles attended the Chemical Clean Out event. ○ The first bicycle drop off event resulted in 150 unwanted bikes dropped off on 6 May. ○ There were four tonnes of textile waste dropped off at our first clothing and textile recovery event on 10 June, • RecycleSmart and Penrith Community Recycling Centre (CRC) remain valuable resource recovery services for residents. 15,432kg of items have been collected through RecycleSmart Power Pickups and 156,620kg of problem household waste have been dropped off at Penrith CRC during 2022-23. Electronic Cigarettes and Backpacks are new acceptable items for RecycleSmart
✓	1.2.2b	Investigate options for residual household waste processing and disposal alternatives to landfill to improve resource recovery.	<ul style="list-style-type: none"> • The Better Waste and Recycling Funding programs are now complete, and further return of funds from the Section 88 Waste Levy distributed via competitive grant application. • The FOGO in Multi-Unit Developments (MUDs) trial phase 1 has commenced. Initial results are very good with little contamination and reasonable weekly quantities of FOGO collected from the 140 complexes in this Phase. The trial of the education methods will continue for another four months. Once evaluated, the best practice method/s will be determined and applied to the remaining MUDs across the LGA in a staged program over the 2024 calendar year. • Discussions with the NSW EPA are underway to undertake trial community engagement with social housing properties to determine better engagement methods to improve sustainable practice and waste management. • Continued supporting residents using the RecycleSmart service. Council continues the interim soft plastics program, baling soft plastics onsite at Council and having RecycleSmart transport the baled soft plastics to a small reprocessing company in Victoria while the soft plastics recycling industry recovers. • Staff are investigating alternate methods for food waste processing and keeping abreast of innovative studies being undertaken by Western Sydney, Newcastle and Macquarie Universities,
✓	1.2.2c	Review Council waste disposal practices and all communications to improve consistency within Council-managed resource recovery streams.	<ul style="list-style-type: none"> • An online training module is under development for Council staff in conjunction with the Learning and Development team. This will assist all staff, in particular new starters, to understand Council's commitment to waste avoidance and resource recovery, and practical measures for managing waste at work.

OUTCOME 1: WE PROTECT & ENHANCE AN ECOLOGICALLY SUSTAINABLE ENVIRONMENT

	ACTION	DESCRIPTION	PROGRESS
✓	1.2.2d	Contribute and support Council teams to identify opportunities to meet corporate Sustainability goals.	<ul style="list-style-type: none"> Civic Centre renovations changed some recycling and FOGO collection arrangements. A review has been undertaken with the Building Maintenance team to ensure the correct practice is undertaken and to renew signage for bin arrangements across the building. Biannual meetings are continuing for collaboration between the Resource Recovery Team and the Sustainability Team to align programs and outcomes working towards a circular economy. Continued collaboration with the Western Sydney Regional Waste Group and the Macarthur Strategic Waste Alliance member Councils allowing for information sharing and learning.
✓	1.2.3a	Progress the Emu Plains Floodplain Risk Management Study and Plan, Rickabys Creek Catchment Flood Study, Oxley Park levee - Investigation and Detailed Design.	<ul style="list-style-type: none"> Emu Plains Floodplain Risk Management Study and Plan is progressing and scheduled to be completed by February 2025. Data review and gap analysis completed, and the stage 1 community consultation is underway. Rickabys Creek Catchment Flood Study is progressing well and on schedule to be completed by February 2025. Data review and the first stage community consultation are now complete. Procurement process to undertake survey of pits, pipes, channel cross sections and road structures is underway. Oxley Park Levee design is progressing as planned to complete by March 2024. Funding is available on a 2:1 basis with the State Government providing \$100k and Council providing \$50k. Flood model update and developing concept designs are completed. Further flood modelling and fine tuning of concept designs are progressing.
✓	1.3.2a	Offer sustainable resource recovery service options to the community and commercial sector.	<ul style="list-style-type: none"> Thirty six businesses are currently on Council's commercial waste service, a 12.5% increase from last quarter. Of these businesses, 22 have a recycling bin and seven have a FOGO service. Council held a bicycle drop-off event in partnership with Revolve ReCYCLING on Saturday 6 May at The Kingsway Playing Fields. 150 unwanted bikes were dropped off for recycling on the day. In partnership with Textile Recyclers Australia, Council held a clothing and textile recovery drop-off event on 10 June at The Kingsway Playing Fields. 189 vehicles attended on the day dropping off four tonnes of textile waste for donation and recycling. RecycleSmart collection of soft plastics, textiles, electronics and other waste direct from households continued with 4,125kg of items collected in the last quarter. Penrith Community Recycle Centre collected 14,644kgs of items for resource recovery over the past quarter. The most common items dropped off by residents were paint, gas bottles, motor oil and batteries. Phase 1 of Council's rollout of FOGO to multi-unit dwellings commenced in June. As part of phase 1, 158 complexes (1797 individual households) have been supplied with a green-lidded FOGO bin in their shared bin bay.

OUTCOME 2: WE ARE WELCOMING, HEALTHY, HAPPY AND CONNECTED

	ACTION	DESCRIPTION	PROGRESS
✓	2.1.1a	Deliver the annual Village Café program and consider options to expand.	<ul style="list-style-type: none"> The Village Cafe program continued normal monthly programming at three locations this quarter – Wainwright Park, Kingswood; Robin Wiles Park, North St Marys; and Llandilo Hall, Llandilo. The program provides a safe, positive welcoming space and light programming for residents to connect with each other and engage with local community service providers. Nine sessions have been delivered this quarter across the three locations, with an average of 30 participants at each location. The position of Community Projects Officer – Neighbourhood Renewal was successfully recruited this quarter and will support the ongoing delivery of the Village Cafe program.
✓	2.1.1b	Deliver identified actions for 2022-23 in the Disability Inclusion Action Plan.	<ul style="list-style-type: none"> The Penrith Disability Inclusion Action Plan 2022 to 2026 is part of our Delivery Program for the next four years. It is a legislated commitment to make Penrith accessible and inclusive for all people. Of the 20 actions committed by the Community Capacity team, 12 are complete, 2 are underway, 4 are being rescope or deferred and 2 will not progress as they are no longer relevant. Highlights in this period include the completion of the Social Stories Stretch Project with resources to support children and families to enjoy a visit to play spaces now available on our website. The Pedestrian Access Mobility Plan project will assist Council to identify priority access improvements in our pedestrian networks in key precincts and is now 70% complete. Seven people provided lived experience input during site audits for this project development.
✓	2.1.2a	Develop and implement a Community Funding Policy.	<ul style="list-style-type: none"> A Community Funding Policy continues to be drafted. The draft Community Funding Policy brings together the range of community funding opportunities on offer through Penrith City Council's City Activation, Community and Place (CACP) Department. The work will assist with streamlining the application process, providing overarching objectives, principles and governing framework and will ensure funding decisions support strategic objectives and identified community needs. Public comment on the Draft Community Funding Policy will be invited through a discussion paper process and through targeted and tailored engagement with various networks and interagency groups. Council officers have recently completed a review of the Community Wellbeing survey data and have commissioned a series of Demographic Analysis reports to inform the objectives and goals of future funding streams.
✗	2.1.2b	Develop and implement a Community Services Tenancy Policy.	<ul style="list-style-type: none"> Work on the Community Tenancy Policy has been on hold this period due to staff vacancies and competing priorities. Recruitment is underway to fill vacancies. The Policy will guide Council in its provision of subsidised tenancies to eligible community services organisations and groups in Council buildings and facilities, attracting and retaining community services organisations and groups who assist residents in accessing the services and activities they need to be healthy, happy, creative and connected.

OUTCOME 2: WE ARE WELCOMING, HEALTHY, HAPPY AND CONNECTED

	ACTION	DESCRIPTION	PROGRESS
✓	2.1.2c	Develop and implement a Community and Cultural Facilities Strategy.	<ul style="list-style-type: none"> • The Community and Cultural Facilities Strategy for Penrith Local Government Area continues to be drafted. During this period Council has engaged consultants to assist with the finalisation of the Strategy. An audit of over 40 community venues and facilities has taken place. The audit's purpose is to identify the strengths, weaknesses and opportunities for each venue with regard to meeting community infrastructure needs. Council officers and consultants have commenced work to develop best practice case studies, benchmarking tools, and population projections. • This work will support council staff in drafting recommendations for community and cultural facilities across the LGA to support the timely delivery of quality, fit-for-purpose community infrastructure into the future.
✓	2.1.3a	Develop and deliver community resilience programs, workshops and events.	<ul style="list-style-type: none"> • Council has developed, delivered and continued to contribute to programs and events to engage with our community and promote our work in supporting and building community resilience. These included: <ul style="list-style-type: none"> ○ Wallacia Community Event - Council had a stall at the Wallacia community event hosted by the Wallacia Progress Association in April. Information and resources were provided to the community on emergency preparedness and recovery. ○ St Mary's Lights Up Festival on 20 May - the Sustainability and Resilience stall provided sustainability resources, and the community participated in activities telling us why trees are cool and making a solar light. ○ The Home Energy Saver Program commenced with the first community workshop held online on 14 June, on the topic being an introduction to solar and batteries. ○ The Urban Gardening community workshop series commenced, with the first online workshop held on 20 June, with participants learning the biggest mistakes to avoid when growing vegetables. ○ Council participated in the Sydney Science Park Stem Schools Challenge Field Days in May, implementing an activity for students on heat and health.
✓	2.1.3b	Inform and engage with the community on resilience through e-news and social media campaigns.	<ul style="list-style-type: none"> • The community was engaged in sustainability and resilience matters through: <ul style="list-style-type: none"> ○ News articles, information and events published in the Sustainability E-news distributed to members, as well as through Council's staff bulletin and the Our Place Newsletter. ○ The social media campaign for the GreenPower Program, including social posts, continued to inform the community about the opportunities to switch to GreenPower sourced from renewable energy. ○ Social media posts and Instagram stories promoting Council's energy efficiency and urban gardening programs and engaging with the community to register Penrith gardens for the Sydney Edible Garden Trail.

OUTCOME 2: WE ARE WELCOMING, HEALTHY, HAPPY AND CONNECTED

	ACTION	DESCRIPTION	PROGRESS
✓	2.2.1a	Develop a City Park Activation Plan.	<ul style="list-style-type: none"> The development of the City Park Activation Plan has continued during this period, following the significant community and stakeholder consultation undertaken in November and December 2022 to hear views and perspectives about the space and its uses. The Activation Plan is currently being drafted.
✓	2.2.2a	Develop and deliver an annual Community Sector Training and Development program.	<ul style="list-style-type: none"> The sector training and development program supports local community services by offering free training and resources that build the capacity to respond to emerging and persisting issues and key identified priorities. In this period the following training was delivered: <ul style="list-style-type: none"> Accessible Communications training Vaping awareness workshop for the Youth Sector Grant Development Workshop Penrith Demographic Profile and Community Wellbeing Data information session
✓	2.2.3a	Develop and deliver endorsed actions identified in Community Action Planning.	<ul style="list-style-type: none"> Work on streetscape upgrades around Wainright Park and the Kingswood shops was completed in this period. Current vacancies within the Neighbourhood Renewal team have impacted the delivery of a full program of work. Recruitment for three roles is underway and this program of work is intended to be prioritised once staff vacancies are filled.
✓	2.2.3b	Work in partnership to deliver actions identified in the Resilient Penrith Action Plan.	<ul style="list-style-type: none"> The Community Resilience team continues to support a number of short, medium and long-term actions in the Resilient Penrith Action Plan to help build a more resilient community. Actions delivered this reporting period to connect, inform and support our community include: <ul style="list-style-type: none"> Delivery of Village Café sessions in Llandilo, North St Marys and Kingswood, alongside local community services. Village Cafe supports connection and aims to improve mental health outcomes for residents in some of our most vulnerable communities. Supporting service providers in building the resilience of the homeless community through facilitation of the Penrith Homelessness Interagency. Facilitation of the Access Committee and leading delivery of the Disability Access and Inclusion Plan to engage with and support people with disability. Access Committee members were consulted on approaches that can help people living with disability to better prepare and respond to emergencies.
✓	2.2.4a	Develop a Community Safety Plan (2022-26).	<ul style="list-style-type: none"> Work continues to progress on the development of a new Community Safety Plan. The new plan identifies and responds to current and emerging community safety issues with actions to support a safe and welcoming City over the next four years. Efforts this quarter focused on action plan refinement and internal consultation across Council. A draft Community Safety Plan including the detailed action plan is due for presentation to Council in the first quarter 2023-24.

OUTCOME 2: WE ARE WELCOMING, HEALTHY, HAPPY AND CONNECTED

	ACTION	DESCRIPTION	PROGRESS
✓	2.2.4b	Provide security for Council property and public areas.	<ul style="list-style-type: none"> Security for Council property and public areas was delivered in this quarter. Divisional Assurance and Security Operations currently manage and maintain all council alarms, access control systems, access cards, alarm codes and keys for approximately 146 buildings. There are currently 263 cameras in various locations across the city centres. We have responded to 62 requests from the police for CCTV footage. The Integriti access control system manages and provides access to 22 sites via Council issued access cards and alarm codes. There were 326 cards issued or replaced this year. Nepean Regional Security are in the second year of a three-year contract. This contract provides a variety of security guard services. Piekar Comm Services are in the third year of a three-year contract. This contract provides a variety of installation and maintenance to the security systems to council assets.
✓	2.2.4c	Provide support to emergency services to prepare for and respond to emergencies.	<ul style="list-style-type: none"> No significant emergencies required Council support during this quarter.
✓	2.2.5a	Deliver 12 educational programs around responsible pet ownership.	<ul style="list-style-type: none"> Council delivered 15 education programs during the year. These programs consisted of micro chipping days shopping centre booths or mid-week operation tag, wag, and bag events. Rangers continued to focus on responsible pet ownership during all interactions with pet owners. Rangers participated in two pre-arranged dog shows/events (May and June) and hosted a free companion animal microchipping day (April) where more than 50 companion animals were microchipped on behalf of Penrith LGA residents. Rangers will participate in similar events during 2023-24 and conduct high profile enforcement/education days as part of operation TAG, WAG and BAG.
✓	2.2.6a	Deliver the water health monitoring and sampling program for 2022-23.	<ul style="list-style-type: none"> Recreational Water Monitoring focusing primarily on weekly enterococci testing with monthly physical and chemical parameters is undertaken at sites along the Nepean River. Sampling sites include Tench Reserve, Jamisontown, Regatta Park, Emu Plains, the Rowing Club (Nepean River Weir) and Devlin Road, Castlereagh. This year an additional site at Wallacia was added as a trial. Sampling is undertaken between October and March with the 2022/2023 testing commencing 4 October 2022 and the last sample date 28 March 2023. No testing was completed or required during the last quarter.

OUTCOME 2: WE ARE WELCOMING, HEALTHY, HAPPY AND CONNECTED

	ACTION	DESCRIPTION	PROGRESS
✓	2.2.6b	Deliver the annual program of Food Safety investigations for 2022–23.	<ul style="list-style-type: none"> Approximately 165 primary food business inspections and 168 reinspections were completed between 1 April 2023 and 30 June 2023. Fifty-nine food businesses rated five stars, 24 rated four stars and eight rated three stars. This equates to 82% of local food businesses receiving a rating certificate. Nineteen businesses did not qualify or were not eligible for a rating (bar only), with a further 55 inspections confirming that the business had closed or changed proprietors. Eighteen Improvement Notices, three Prohibition Orders and nine Penalty Notices were issued. Thirty food business-related complaints were investigated. Sixty-five approvals for temporary events and six mobile food vending approvals were issued. Food safety inspections were conducted at the St Marys Lights Up and Twilight Penrith festival events. One newsletter was sent to all registered food businesses, and one free Food Handler Education Seminar was conducted.
✓	2.2.6c	Deliver the Skin Penetration Safety Program for 2022–23.	<ul style="list-style-type: none"> As of the end of June 2023, Council's Skin Penetration Safety Program had 118 registered businesses, with 28 primary skin penetration business inspections completed and 7 reinspections completed between 1 April 2023 and 30 June 2023. During the reporting period one Improvement Notice was issued.
✓	2.2.6d	Deliver the Public Swimming Pool and Splash Park Safety Program for 2022–23.	<ul style="list-style-type: none"> As of the end of June 2023, Council's Public Swimming Pool and Splash Park Safety Program had 27 registered businesses, with four primary swimming pool and splash park business inspections completed and one reinspection completed between 1 April 2023 and 30 June 2023.
✓	2.2.6e	Deliver the Regulated System Program (Legionella Safety) for 2022–23.	<ul style="list-style-type: none"> As of the end of June 2023, Council's Regulated System Program (Legionella Safety) Program had 56 registered businesses with 142 systems registered, with 37 primary inspections completed between 1 April 2023 and 30 June 2023.
✓	2.2.6f	Participate in the NSW Health Arbovirus Surveillance Program for 2022–23.	<ul style="list-style-type: none"> Council participates in the NSW Health Arbovirus Surveillance and Mosquito Monitoring Program. Our participation includes a total of four sites at Werrington, Emu Plains, Orchard Hills and Castlereagh. The 2022–23 Program started on 7 November 2022 and finished on 25 April 2023. There were four weeks of sampling completed (16 traps in total) during the reporting period (1 April 2023 to 30 June 2023). The most mosquitos were trapped at Castlereagh, followed by Werrington, Emu Plains and Glenmore Park.
✗	2.2.8a	Source funding to develop a needs analysis, masterplan, business case and delivery of an aquatic and leisure facility in the LGA that provides a range of services including hydrotherapy.	<ul style="list-style-type: none"> This has been delayed to no funding source being identified. Investigations are underway to look at possible funding sources for 2023–24. Further work is required to continue long-term planning and developing a feasibility study to enhance these services further.

OUTCOME 2: WE ARE WELCOMING, HEALTHY, HAPPY AND CONNECTED

	ACTION	DESCRIPTION	PROGRESS
✓	2.3.1a	Develop and implement inclusive and accessible practices and spaces in all our branches and services.	<ul style="list-style-type: none"> Penrith Library offer a variety of inclusive and accessible programs and services for the community to enjoy. Along with our regular children's programs we ran a Little Seekers program which caters for children with social and/or sensory disabilities. We also ran bi-lingual story times in Auslan, Mandarin, and Urdu. Our Seniors Festival activities included chair yoga, fun with iPads, and an author talk on aging. Geri-Fit, a 12-week exercise program, also ran in partnership with Curtin University for adults 60 years and over. Our Writers' Space program welcomed participants with lived experience of disability. Run in collaboration with Varuna - the Writer's House, and facilitated by the author, Fiona Murphy. Pride Month activities for LGBTQI+ families and their allies included a rainbow story time, family art workshops and competitions, a Benjamin Law talk, and a local author book launch. A LGBTQI+ Writers' Group also meets monthly at Penrith Library. An interactive projector was also purchased. It casts images onto surfaces and responds to movements. It allows for an immersive experience and is suited to activities for seniors, children, and people with a disability.
✓	2.3.1b	Commence implementation of the Library Strategy (2022-27).	<ul style="list-style-type: none"> The Library Services Strategy was endorsed by Council at the 20 March Ordinary meeting and planning to commence the first stage of the implementation of this Strategy is already underway. The library actions for Council's 2023-24 Operational Plan all come directly from this new Strategy.
✓	2.3.2a	Deliver playground upgrades as per the Budget Development Report 2022-23.	<ul style="list-style-type: none"> A playground upgrade has been completed at Koala Corner with improvements to drainage, retaining walls and surfacing of the outdoor space.
✓	2.3.2b	Deliver building upgrades as per the Budget Development Report 2022-23.	<ul style="list-style-type: none"> Kitchen upgrades at Grays Lane and Erskine Park have been completed. Nappy change at Erskine Park has been completed. Koala Corner Building upgrade commenced with works expected to be completed by the end of the first quarter of 2023-24.

OUTCOME 2: WE ARE WELCOMING, HEALTHY, HAPPY AND CONNECTED

	ACTION	DESCRIPTION	PROGRESS
✗	2.3.3a	Review, update and implement the Cemeteries Policy.	<ul style="list-style-type: none"> • In June 2023 Cemeteries and Crematoria NSW notified Council Officers that Licence Application for Group 1, under the new Industry Interment Scheme, will apply to all cemeteries under Council's care and control. The Licence category has been based on Council's cemeteries accommodating 200 or more interments in the 2021-22 financial year. There are five licence categories. • The conditions of Group 1 Licence include addressing the following; <ul style="list-style-type: none"> ○ Consumer Contracts ○ Cemetery maintenance ○ Pricing transparency ○ Customer service ○ Religious and cultural principles ○ Aboriginal cultural and spiritual principles. • Cemeteries and Crematoria NSW will be providing templates for all conditions for cemetery operators to follow, these will need to be incorporated in the Cemetery Policy and revised Cemetery Strategy, to date these have yet to be provided. Arrangements are being made to review and update the documentation once the parameters are established and templates are received.
✓	2.4.1a	Develop a Night Time Economy Strategy.	<ul style="list-style-type: none"> • The development of a draft Night Time Economy Strategy progresses. Internal and external stakeholder consultation on the draft Strategy is currently underway and the principles underpinning the strategy are being prepared. Once ready the Strategy will be considered by Council with the intention of further engagement through a public exhibition period in the latter half of 2023.
✓	2.4.1b	Deliver the annual REAL Festival in accordance with the REAL Festival Strategy and 10 Year Action Plan.	<ul style="list-style-type: none"> • REAL Festival will return to Tench Reserve from Friday 15 to Sunday 17 September. An Expression of Interest process for performers and suppliers was conducted throughout March and April 2023. Major contracts procurement for services is now complete. Production of the 2023 Festival is ongoing for delivery in September 2023.
✓	2.4.1c	Deliver an annual calendar of civic and ceremonial events.	<ul style="list-style-type: none"> • From April to June 2023, the Civic, Ceremonial and Organisational Events team delivered the following events: <ul style="list-style-type: none"> ○ Primary School Leaders' Reception ○ Secondary School Leaders' Reception ○ Barefoot Bowls Staff Event ○ Mayoral Charity Ball ○ 20 Year Long-serving staff event ○ The Western Sydney Academy of Sports young athlete recognition event • During this period, the team hosted 2 Citizenship Ceremonies, welcoming nearly 300 new citizens to the City of Penrith.

OUTCOME 2: WE ARE WELCOMING, HEALTHY, HAPPY AND CONNECTED

	ACTION	DESCRIPTION	PROGRESS
✓	2.4.2a	Develop a Cultural Strategy and Action Plan.	<ul style="list-style-type: none"> Work continues on preparing Council’s Cultural Strategy and Action Plan. Draft documents have been developed and actions are being refined. Once ready the draft Cultural Strategy and Action plan will be presented to Council for consideration with the view to further engagement and feedback through a public exhibition period later in 2023.
✓	2.5.1a	Develop a Reflect Reconciliation Action Plan (2023 - 2024).	<ul style="list-style-type: none"> Work continues to develop Council’s first Reflect Reconciliation Action Plan, including continued engagement with staff across the business and reviewing current practices in local government regarding cultural protocols. Staff have been actively involved with the NSW Local Government Aboriginal Network, the Nepean Blue Mountain Aboriginal Network and the Nepean Police Aboriginal Consultative Committee to further engage on the dimensions of reconciliation. Significant planning has been completed in this period to support community engagement activities during NAIDOC Week July 2023 events, on the views and perspectives of First Nations culture and forms of acknowledgement and recognition.



OUTCOME 3: WE PLAN AND SHAPE OUR GROWING CITY

	ACTION	DESCRIPTION	PROGRESS
✗	3.1.1a	Deliver identified 2022-23 actions the Economic Development Strategy 2022-2026.	<ul style="list-style-type: none"> • The draft Economic Development Strategy has been delayed. It is anticipated that the Strategy will be adopted by Council in August 2023. While this work is underway, a number of projects were delivered to support economic growth in Penrith. These included: <ul style="list-style-type: none"> ○ Delivered Defence Industry Suppliers' workshops for local manufacturing businesses. This program was delivered in partnership with Invest NSW, Defence NSW, AI Group and Western Sydney Parkland Authority and attended by local businesses and government representatives. ○ Continued partnership with CSIRO (Commonwealth Scientific and Industrial Research Organisation) to deliver the Generation STEM (Science, Technology, Engineering and Maths) Community Partnerships Program. ○ Start Me Up Penrith Event Series 2023-24. ○ Partnered with the Zero Barriers program to raise awareness and capacity among businesses in Penrith to improve accessibility and inclusion. ○ Partnered with Penrith Recruitment Partnership, Local jobs network and Workforce Australia. ○ Facilitated investment attraction enquiries. ○ Creation of an Invest Penrith Prospectus and manufacturing focused prospectus.
✓	3.1.2a	Deliver an updated City Investment Prospectus and associated suite of tools.	<ul style="list-style-type: none"> • Council successfully delivered an updated City Investment Prospectus as part of Penrith Symposium campaigns. We also completed: <ul style="list-style-type: none"> ○ Delivery of a Made here in Penrith manufacturing focused economic data and prospectus. ○ Delivery of an Economic Dashboard that generates the latest Penrith economic insights report, available online and updated regularly. ○ Updated the Investment Attraction presentation slide decks.
✓	3.1.2b	Participation in the CSIRO Gen STEM Partnership for 2022.	<ul style="list-style-type: none"> • Council and CSIRO continued to engage with local schools and businesses to support students with their inquiry-based projects. The challenge scenarios for 2023 are: <ul style="list-style-type: none"> ○ heat stress ○ industry 4.0 and changes to the manufacturing industry ○ managing natural environments ○ mental health, skills and employment opportunities for young people ○ transport ○ water - flooding and access ○ the Western Sydney Aerotropolis. • Planning for the end-of-year showcase event will take place during the next quarter.
✓	3.1.3a	Implement the Brand Marketing Strategy 2022-2032.	<ul style="list-style-type: none"> • Council continued to roll out its refreshed brand across all parts of Council operations. Work is currently underway to refresh the Children's Services and Ripples sub-brands in line with the revised Brand Strategy.

OUTCOME 3: WE PLAN AND SHAPE OUR GROWING CITY

	ACTION	DESCRIPTION	PROGRESS
✓	3.1.3b	Deliver the "THRIVE PENRITH" strategic framework.	<ul style="list-style-type: none"> It is anticipated that the framework will further evolve as more Strategies and Actions Plan are delivered for City Futures.
✓	3.1.4a	Deliver identified 2022-23 actions of the Visitor Economy Strategy 2022-2032.	<ul style="list-style-type: none"> The 2023 Penrith Visitor Economy Strategy is under development. While this work is underway, a number of actions were taken to strengthen the Penrith visitor economy. Council officers have collaborated with Destination NSW, local tourism operators and Western Sydney Parkland Councils to workshop growing the visitor economy in the region. A number of visitor attraction campaigns were delivered this year. These included a spring campaign with Time Out Sydney, the 'Feel New' cooperative campaign with Destination NSW and an autumn campaign with Concrete Playground. The popular 'Visit Penrith' guide was printed and distributed to tourism operators with all stocks nearly depleted by June 2023. While the day-tripper visitor market has remained strong in Penrith, lingering impacts of the COVID-19 pandemic and a lack in number and diversity of accommodation options have meant that overnight stays have not increased on the previous year.
✓	3.1.4b	Produce and distribute an updated Visitor Guide.	<ul style="list-style-type: none"> A new Penrith visitor guide was distributed in the first six months of the year.
✓	3.1.5a	Deliver identified 2022-23 actions of Council's International Partnerships Program.	<ul style="list-style-type: none"> During this reporting period, as part of Council's International Partnerships Program, Council participated in: <ul style="list-style-type: none"> Virtual meeting with Fujieda City (Japan), Penrith International Friendship Committee, Fujieda International Friendship Society to discuss exchange programs for the future including two upcoming virtual exchanges and school-to-school student exchanges from 2024. Virtual meeting with Fujieda City and Hakusan City preparing for the July virtual online student exchange. Virtual meeting with Young Cha, Director & Executive Specialist, International Relations for Korea Local & State Government Office - discussion on options for a Korean Cultural program to replace the annual Flag Raising Ceremony. Visit to Penrith Council by Local Government Official Development Institute for South Korea. Council officers provided an overview of Penrith and presentation on Penrith City Council's initiatives for reducing litter, FOGO scheme and recycling.
✓	3.2.1a	Review and refine the Advocacy Strategy.	<ul style="list-style-type: none"> Council endorsed the new Advocacy Strategy 2023 at its meeting on 29 May 2023. A revised Advocacy Priorities List was also developed in the lead up to the 2023 State Election and updated following the election. These two documents are available on Council's website. An internal Post-Election Advocacy Action Plan has also been developed to help guide communications with Members of Parliament, senior officials of Government agencies, peak bodies and other key stakeholders.

OUTCOME 3: WE PLAN AND SHAPE OUR GROWING CITY


	ACTION	DESCRIPTION	PROGRESS
✓	3.2.1b	Development of a Masterplan and Structure Plan for St Marys.	<ul style="list-style-type: none"> • Council endorsed the St Marys Town Centre Structure Plan at the 28 November 2022 Ordinary Meeting. • Work has commenced on the St Marys Town Centre Master Plan through the engagement of various consultants preparing technical studies to inform the development of the master plan. The following technical studies are currently in development: <ul style="list-style-type: none"> ○ Multi-modal Transport Modal ○ Feasibility and Market Analysis ○ Urban Ecology Action Plan ○ Environmental Sustainability Study ○ First Nations Study ○ European Heritage Study ○ St Marys Community Hub High-Level Business Case • Two more studies are in the procurement phase: <ul style="list-style-type: none"> ○ Integrated Water Management Plan ○ Land Contamination Study
●	3.2.1c	Development of a Structure Plan for Penrith City Centre.	<ul style="list-style-type: none"> • The development of a Structure Plan for Penrith City Centre is due to start in a different financial year. • Updates and refinements to the Structure Plan developed in 2020 are on hold, awaiting further directions from the NSW Government considering the recommendations of the Flood Inquiry. • In the fourth quarter of 2023-24, a draft planning analysis report will be prepared for Penrith City Centre.
●	3.2.1d	Development of a Structure Plan for the Quarter.	<ul style="list-style-type: none"> • A high-level Structure Plan for the Quarter was developed as part of the endorsed Interim East-West Corridor Strategy in 2020. The development of an updated Structure Plan for The Quarter is not due to start in this financial year. • Council will continue to work with the State Government in planning for this area in the context of the Greater Penrith to Eastern Creek Growth Area.
●	3.2.1e	Development of a Structure Plan for Werrington and Kingswood.	<ul style="list-style-type: none"> • A high-level Structure Plan for Werrington and Kingswood was developed as part of the endorsed Interim East-West Corridor Strategy in 2020. The development of an updated Structure Plan for Werrington and Kingswood is not due to start in this financial year. • Council will continue to plan for this area in the context of the Greater Penrith to Eastern Creek Growth Area.

OUTCOME 3: WE PLAN AND SHAPE OUR GROWING CITY

	ACTION	DESCRIPTION	PROGRESS
✓	3.2.2a	Assess and progress planning proposals.	<ul style="list-style-type: none"> • We continue to assess and progress planning proposals actively. An update is provided below: <ul style="list-style-type: none"> ○ The GP3 Planning Proposal was made as Amendment 30 to Penrith LEP 2010 on 30 June 2023. ○ The Orchard Hills North Planning Proposal was made as Amendment 29 to Penrith LEP 2010 on 30 June 2023. ○ The Planning Proposal for 61-79 Henry Street was endorsed for plan-making on 20 March 2023 subject to a VPA being executed. ○ The Planning Proposal for Mamre West Stage 2 is currently on hold. ○ The Planning Proposal for Luddenham Road was on public exhibition until 6 February 2023. Officers are working with proponents and Sydney Water on the availability of water infrastructure. ○ A Planning Proposal for the Westfield Penrith was endorsed for Gateway on 29 May subject to a Letter of offer being received. ○ The Planning Proposal for 1-4 Old Bathurst Road was issued a Gateway to NOT Proceed on 15 June 2023. ○ The Affordable Housing Contribution Planning Proposal for GP3 and OHN was made on 9 June 2023.
✓	3.2.3a	Contribute to the Masterplan for the Penrith Lakes SEPP.	<ul style="list-style-type: none"> • At this stage, there is limited work being undertaken by the Department of Planning and Environment, limiting our ability to contribute. The Masterplan cannot progress until the Structure Plan for Penrith Lakes is developed and exhibited. • A submission was made on the SEPP Amendments with the SEPP Amendments now being made.
✓	3.2.3b	Contribute to the Development Control Plan (DCP) and precinct plans for the Aerotropolis.	<ul style="list-style-type: none"> • The Aerotropolis Development Control Plan 2022 was finalised on 10 November 2022. Council officers were required to attend numerous workshops and provided critical feedback on changes to the draft Aerotropolis Development Control Plan before finalising the Aerotropolis Development Control Plan 2022. • Council officers were also required to review and make a submission on amendments to the Aerotropolis Precinct Plan related to Sydney Science Park. A submission was forwarded to the Department of Planning and Environment on 19 December 2022.
✓	3.2.4a	Develop contribution plans for the provision of local infrastructure.	<ul style="list-style-type: none"> • We are working on developing contribution plans for the provision of local infrastructure. The following development contribution plans have been endorsed: <ul style="list-style-type: none"> ○ s7.11 Plan for Orchard Hills North ○ s7.11 Plan for Glenmore Park Stage 3 • The following development contribution plans are currently being worked on: <ul style="list-style-type: none"> ○ Preparation of s7.12 Plan for Western Sydney Aerotropolis. This plan will be reported to Council later in 2023 for endorsement. ○ Review and update local and district open space and community facilities contributions plans. ○ Preparation of an amendment to the Mamre Precinct Development Contributions Plan.

OUTCOME 3: WE PLAN AND SHAPE OUR GROWING CITY

	ACTION	DESCRIPTION	PROGRESS
✓	3.2.4b	Develop and finalise Voluntary Planning Agreements (VPA) to deliver local infrastructure.	<ul style="list-style-type: none"> • The following Voluntary Planning Agreements/ Works in Kind are under consideration: <ul style="list-style-type: none"> ○ 16 Chapman Street, Werrington ○ Mirvac Mamre Rd, Kemps Creek ○ 61 Henry Street, Penrith ○ Orchard Hills North ○ Aldington Road (LOG E), Kemps Creek ○ Glenmore Park Stage 3 (Mircac), Mulgoa ○ Glenmore Park Stage 3 (Vianello), Mulgoa ○ Stockland Fife (200 Aldington Road, Kemps Creek) ○ Luddenham Planning Proposal, Luddenham ○ GPT Mamre Rd, Kemps Creek ○ 884 Mamre Rd, Kemps Creek ○ Burra Park, Badgerys Creek ○ Sydney Science Park, Luddenham ○ Wilshire Road, Agnes Banks ○ Thornton CI Offer, Penrith ○ Settlers Estate, Werrington ○ 164 Station Street, Penrith ○ VPA software system for tracking and calculating development contributions and planning agreements.
✗	3.2.5a	Finalise the St Marys Precinct Plan Amendment 3.	<ul style="list-style-type: none"> • Council officers requested additional information in May 2022 to progress the Precinct Plan Amendment. This information was received on 30 September 2022. However, on 1 March 2023, Lendlease made a submission for ministerial determination, under Clause 6.15 of State Environmental Planning Policy (Precincts – Western Parkland City) 2021. • Council wrote to the Department of Planning and the Minister raising concerns about the unresolved Fill/ Subsidence, Flood and Flood Evacuation, including broader state policy matters around flooding. • The determination of the Precinct Plan Amendment currently sits with the Minister despite our request that further consultation be carried out with Council in accordance with Clause 6.15(4) of the SEPP to resolve both outstanding matters prior to the making of PPA3' (This is in reference to the letter sent to the Minister on 26 May 2023).



OUTCOME 3: WE PLAN AND SHAPE OUR GROWING CITY

	ACTION	DESCRIPTION	PROGRESS
✓	3.2.5b	Review Penrith LEP 2010.	<ul style="list-style-type: none"> Council is amending its LEP in three stages due to the other parallel work undertaken by the NSW Government and Council's Strategy program. LEP Review Phase 1 was made on 31 March 2021. Work has commenced on LEP Phase 2. This Phase includes the following matters: <ul style="list-style-type: none"> Architectural Excellence Scenic and Cultural Landscapes – Mulgoa / Wallacia and The Northern Road Minimum Lot Size and FSR for Residential Flat Buildings Minimum Lot Size for Boarding Houses FSR for Multi-dwelling housing Minimum Lot Size for Manor Homes LEP Maps – Clause references Rectifying anomalies Review of Clause 8.2 and 8.7 relating to Key Sites and Community Infrastructure. The Local Strategic Planning Statement has highlighted the need for additional strategy work to be done. The City Planning and City Strategy Department is undertaking this work jointly and will inform the future LEP Phase 3.
✓	3.2.5c	Review Penrith DCP 2014.	<ul style="list-style-type: none"> The comprehensive review of the Penrith Development Control Plan (2014) has commenced. This work will be completed in three stages, with phase 1 underway. Phase 1 will include a comprehensive review of several sections of the DCP, including residential, commercial, and industrial development controls. This stage also consists of a review of the overall DCP structure. Several workshops and briefings have been held with internal stakeholders, including Council's Access Committee and Heritage Committee. Targeted community engagement was undertaken in the form of a survey sent to the community panel created for consultation on the LSPS. Targeted industry engagement is underway to receive early industry feedback on some of the proposed control changes. Gyde Consulting has been engaged to facilitate this engagement. It is anticipated that a draft DCP will be reported to Council in late 2023, with a public exhibition to commence in the first half of 2024.

OUTCOME 3: WE PLAN AND SHAPE OUR GROWING CITY

	ACTION	DESCRIPTION	PROGRESS
✓	3.2.6a	Assist with implementing the Western Sydney Planning Partnership (WSPP) District Affordable Housing Strategy.	<ul style="list-style-type: none"> Council officers are assisting the Western Sydney Planning Partnership with implementing the District Affordable Housing Strategy. Council officers have attended several Project Working Group meetings throughout 2022-23, in which Council officers participated and provided feedback. The draft Strategy and the Regional scheme discussion paper were presented to the Project Control Group Meeting on 8 December 2022. The Project Control Group endorsed the draft Regional Housing Strategy document for distribution to the Project Working Group, Council staff and Government Agencies for feedback. SGS Economics was the successful bidder on the consultancy work. The initial outcomes of the SGS's work were presented to a PWG on 15 March 2023. Further PWGs were held in May 2023 to discuss progressing a District Affordable Housing Contribution Scheme.
✓	3.2.8a	Carry out building site and development inspections.	<ul style="list-style-type: none"> The Building and Development Sites inspection program aims to minimise the impacts of these developments on the community and environment. In achieving this, Council aims to respond to complaints promptly and continuously monitor building sites and areas subject to development works. During this reporting period, the following activities were undertaken: <ul style="list-style-type: none"> Council received 97 complaints relating to building and development sites. Council completed 94 investigations of building and development sites. Council undertook 63 proactive inspections of building sites. These inspections were of areas subject to building activity but not necessarily related to complaints. Council issued seven Penalty Notices, 56 Warning Letters/Cautions and one Clean up Notice.
✓	3.2.9a	Deliver a program of education and communication around private swimming pools.	<ul style="list-style-type: none"> During the reporting period Council completed the following activities: <ul style="list-style-type: none"> Received 183 requests for actions to swimming pools relating to complaints, mandatory inspections, referrals from accredited swimming pool inspectors of non-compliant swimming pools and applications to Council from swimming pool owners for a Certificate of Compliance or certificate of non-compliance. Completed 299 inspections of swimming pools. This includes re-inspections of swimming pools that remain non-compliant. Completed 125 investigations of swimming pools Issued 95 Certificates of Compliance
✓	3.3.1a	Develop joint regional priorities to inform the next iteration of the Western Sydney City Deal.	<ul style="list-style-type: none"> Council continues to collaborate with government to develop regional strategic plans to shape the Western Parkland City.

OUTCOME 3: WE PLAN AND SHAPE OUR GROWING CITY

	ACTION	DESCRIPTION	PROGRESS
✓	3.3.1b	Contribute to developing the Blueprint and Regional Economic Development Strategy for the Western Parkland City.	<ul style="list-style-type: none"> The Western Parkland City Authority finalised the Western Parkland City Blueprint and Economic Development Roadmap (Phase 1) in October 2022. Council is continuing to collaborate with other councils and the State Government to progress the implementation of the Blueprint and Roadmap in the context of local and regional strategic plans.
✓	3.3.2a	Finalise the draft Places of Penrith Strategy stage 1 (Employment Lands, Green Grid, Revised Local Housing and Corridors).	<ul style="list-style-type: none"> The Places of Penrith Strategic Framework Stage 1 has been completed through the endorsement of the Employment Lands Strategy, Green Grid Strategy, Local Housing Strategy and Rural Lands Strategy. Development of the Corridors and Centres Strategy is on hold pending the release of key information from the NSW Government including the Orchard Hills Precinct Plan.
✓	3.3.3a	Facilitate implementation of Interface Agreement with Sydney Metro.	<ul style="list-style-type: none"> Council continues collaborating with Sydney Metro and Government Stakeholders to deliver the Sydney Metro - Western Sydney Airport project. An Interface Lead embedded in Council, facilitates coordination and representation of Council on the project and ensures compliance with the Interface Agreement executed between Council and Sydney Metro.



OUTCOME 4: WE MANAGE AND IMPROVE OUR BUILT ENVIRONMENT

ACTION	DESCRIPTION	PROGRESS
✓	4.1.1a Advocate for improved public transport across the Local Government Area (LGA).	<ul style="list-style-type: none"> Council continued to advocate TfNSW for improved public transport services across the LGA. We have been promoting the use and expansion of public transport opportunities through our release area planning work, including Sydney Metro Station Precincts, Orchard Hills North, Orchard Hills South and Glenmore Park Stage 3 release areas.
✗	4.1.2a Implement the rolling Bus Shelter Renewal Program by installing four bus shelters.	<ul style="list-style-type: none"> During the reporting period, installation of bus shelters at the following locations has commenced: Ridgetop Drive, Glenmore Park; Borrowdale Way, Cranebrook; Saddington Street, St Marys and Derby Street, Penrith. It is expected to be completed in the 1st quarter of the financial year 2023-24.
●	4.1.3a Delivery of the installation of parking sensors in accessible parking spots in the Local Government Area.	<ul style="list-style-type: none"> Council informed the NSW Government that it is unable to pursue this initiative. This activity did not proceed and will be closed.
✗	4.2.1a Secure appropriate grant funding to address road safety and accident black spots across our local road network.	<ul style="list-style-type: none"> The construction status of the four Black Spot projects that received grant funding in 2022-23 is listed below. <ul style="list-style-type: none"> Shepherd Street, Colyton - slightly delayed with works expected to be completed in July 2023. Hewitt Street, Colyton - currently under construction. Andrews Road and Laycock Street, Cranebrook works expected to commence in August 2023. Bringelly Road, Kingswood - slightly delayed with works expected to be completed in July 2023.
✓	4.2.2a Deliver annual program of maintenance on the City's roads and pathways for 2022-23.	<ul style="list-style-type: none"> During the reporting period, Council maintained the roads and pathways and carried out the following: <ul style="list-style-type: none"> 17,128 m² of road pavement repairs 989 m² of concrete pathway repairs Responded to 384 pothole requests.
✓	4.2.2b Implement the rolling Road Asset Renewal Program for 2022-23.	<ul style="list-style-type: none"> During the reporting period, Council contributed to a safe and accessible road network for our community. We delivered: <ul style="list-style-type: none"> Resurfacing of road pavement (33,064m²) at Government Rd, Berkshire Park; Summercrop Pl, Cambridge Park; Seaton Cres, Ulpha Pl, Cranebrook; Blackbird Pl, Coot Pl, Kookaburra Pl, Vela Pl, Wagtail Pl, Whistler Cres, Zodiac Pl, Erskine Park; Thurwood Rd, Jamisontown; Crassey Rd, Mt Vernon Rd, Mt Vernon. Reconstruction of road pavement (21,722 m²) at Swallow Dr, Erskine Park; Littlefields Rd, Mulgoa; Gate Rd, Luddenham and Galvin Rd, Llandilo. We also utilised 263 tonnes of recycled glass and 64,000 recycled coffee cups in the above projects.

OUTCOME 4: WE MANAGE AND IMPROVE OUR BUILT ENVIRONMENT

ACTION	DESCRIPTION	PROGRESS
✓	4.2.2c Implement the rolling Footpath and Shared Pathway Program for 2022-23.	<ul style="list-style-type: none"> During the reporting period, Council contributed to a safe and accessible pathway network for our community. A 70m footpath has been constructed in Park Ave, Kingswood as part of the Footpath Delivery Program and Roma Ave, Wallacia as part of Voted Works program. A total of 1,095 m length of shared path has been constructed in Forrester Rd, St Marys as part of the shared path program.
✓	4.2.2d Deliver annual maintenance program on Council's drainage infrastructure for 2022-23.	<ul style="list-style-type: none"> During the reporting period, Council maintained the drainage infrastructure to function at its designed capacity. We removed 131 tonnes of waste from the stormwater Gross Pollutants Traps (GPTs) as part of the Drainage Scheduled Maintenance Program.
●	4.2.3a Progress the construction of the Soper Place Multi Deck Carpark project.	<ul style="list-style-type: none"> Council determined not to proceed with this project during the Ordinary Meeting of 29th May 2023.
✓	4.2.3b Progress the construction of the Gipps Street Recreation Precinct project.	<ul style="list-style-type: none"> Works are progressing across various elements on-site including amenities building, pump track, skate park and sports fields.
✗	4.2.3c Completion of construction of the Regatta Park precinct project.	<ul style="list-style-type: none"> Project has experienced some delays due to: <ul style="list-style-type: none"> Latent site conditions and unsuitable subgrade (Pavement have been redesigned to mitigate risk of future road settlement issues) Inclement weather, Rain and flood delays (Various activities have been brought forward and fast tracked to mitigation program delays) Utility clashes for installation of new traffic lights (Utilities have been relocated to avoid any clashes) The entire drainage network and streetlights have been installed on the new River Rd. Additional features have been added to the design including a bigger concrete deck on the river edge with additional lighting on the accessible paths leading to the River.
✓	4.2.3d Progress the construction of the Dunheved Road Upgrade project.	<ul style="list-style-type: none"> The utility design approval is in progress. The process for the acquisition of land has commenced. The traffic signals design approval from TfNSW is in progress.
✓	4.2.3e Progress the construction of the City Park project.	<ul style="list-style-type: none"> The major utility relocations are now complete, allowing for the construction of the new amenities building to proceed. Landscaping and civil works along Henry Street and Station Street frontages are well advanced.

OUTCOME 4: WE MANAGE AND IMPROVE OUR BUILT ENVIRONMENT

	ACTION	DESCRIPTION	PROGRESS
✓	4.3.2a	Implement programmed 2022-23 actions from the Sport and Recreation Strategy.	<ul style="list-style-type: none"> • Council implemented actions from this year's Sport and Recreation Strategy Delivery Plan throughout the reporting period, including: <ul style="list-style-type: none"> ○ Explorers Way playspace, St Clair has commenced construction; six other playspaces are in procurement with construction from July 2023. ○ Trinity Drive Reserve, Cambridge Gardens, the project is near completion, and the junior playspace and skate and scooter facility are open. The parkour areas and traversing wall require additional work to complete the final certification. ○ Cook Park, St Marys Outdoor Health and Fitness is open providing a variety of cardio and strength equipment for the community to use. • Several key sports projects have been progressed with seven projects completed including: <ul style="list-style-type: none"> ○ Parker Street Reserve Precinct upgrade including new amenities, floodlighting and field surface upgrades. ○ Harold Corr Synthetic Athletics Track and Field Event Facility, Cambridge Park. ○ Amenities upgrades at Bill Ball Oval, St Marys and Eileen Cammack, Jamisontown. ○ Surveyors Creek Softball Complex Diamond 1 surface and dug-out upgrades. ○ Floodlight upgrades at Allsopp Oval, Cambridge Park.
✓	4.3.3a	Deliver annual program of maintenance on Council's sports grounds for 2022-23.	<ul style="list-style-type: none"> • Most grounds have held up well throughout the winter sports season. The usual wear areas such as the track up the middle of fields and 20m leading up to goalposts, are showing wear. • Vandalism at Andromeda Reserve Cranebrook saw a motorbike damage the fields, a car got onto Patterson Oval Cambridge Park, and a car got onto fields eight and nine at Jamison Park Penrith. All damage was repaired within a day or two with little to no playing/training time impacted. • A drier year has allowed maintenance schedules to be maintained.
✓	4.3.3b	Contribute to the delivery of the Parks Asset Renewal Program.	<ul style="list-style-type: none"> • Liaised with the Community, Facilities and Recreation team to identify the availability of sports grounds to implement the spring renovation of grounds severely impacted by the adverse weather over the last two years. • This will include aeration and top dressing. This is funded by State Flood Recovery Funds and is planned for spring/summer. Not all grounds are on this program. The other grounds will be on a scheduled spring renovation program including aeration/recycled topdressing. • Advice provided to Assets and Facilities and Recreation on the condition of the City's sports grounds, parks and open spaces and where improvements are required. Some of these are related to funding being available to complete the works.

OUTCOME 4: WE MANAGE AND IMPROVE OUR BUILT ENVIRONMENT

	ACTION	DESCRIPTION	PROGRESS
✓	4.3.3c	Deliver annual program of maintenance on Council's playgrounds and water play areas for 2022-23.	<ul style="list-style-type: none"> • There has been some vandalism to playgrounds and splash parks over the reporting period. This has resulted in operational delays while parts are sourced. • Livvi's Place Jordan Springs had the waterplay vandalised resulting in a three-month operational delay while parts were sourced. • Phoenix and Pacific Reserve Erskine Park splash park is vandalised regularly resulting in ongoing operational delays during repairs. • Lincoln Park Cambridge Park playground equipment is also vandalised regularly. • Most playgrounds and splash parks are safe and operational with very few issues.
✓	4.4.1a	Deliver annual maintenance program on Council's car parks for 2022-23.	<ul style="list-style-type: none"> • City Presentation's shop and car park cleaning crew have carried out 715 scheduled cleans across Council's 35 registered car parks over the three-month reporting period.
✓	4.4.1b	Deliver annual maintenance program on Council's public spaces for 2022-23.	<ul style="list-style-type: none"> • The weather has been drier than this time last year, but enough rain to keep irrigation to a minimum. Colder temperatures and some heavy frosts have kept grounds moist but burnt off the grass in many areas. • All areas are accessible. Street trees and those in parks and open spaces are being lifted, in line with the Street and Park Tree Management Plan, and mulched to prepare for the upcoming summer. Street tree pruning increases vision and accessibility throughout the City.
✓	4.4.1c	Deliver annual program of maintenance on public trees for 2022-23.	<ul style="list-style-type: none"> • The delivery of the annual tree maintenance program is on track. • Trees are divided into three categories: <ul style="list-style-type: none"> ○ Trees that can be pruned, or removed quickly and safely from the ground, are maintained by four mobile crews. These requests are usually completed within a few weeks. ○ Trees that are up to approx. Ten metres and taller require an EWP (Elevated Work Platform) to complete. These requests include branches obscuring streetlights, and those growing over fences and awnings especially in town centres. These requests take a bit longer as only one crew covers all of Council. Tree requests are prioritised on their level of risk to the community. Requests take from between 24 hours to four weeks to complete. ○ Trees above 10 metres are currently prioritised and forwarded to a tree contractor to complete. Trees around powerlines, high-traffic roads, and other challenging locations are also sent to a tree contractor.
✓	4.4.1d	Deliver annual maintenance program on Council's public buildings for 2022-23.	<ul style="list-style-type: none"> • City Presentation's Building Scheduled Maintenance team have delivered more than 1000 schedules throughout Council's 330 buildings over the past three months. All schedules were delivered within designated timeframes according to legislative and procurement policy. • City Presentation's Building Reactive Maintenance team have completed over 1000 reactive maintenance requests over the past three months with a strong focus on quality and time-effective delivery.

OUTCOME 4: WE MANAGE AND IMPROVE OUR BUILT ENVIRONMENT

	ACTION	DESCRIPTION	PROGRESS
✓	4.4.2a	Conduct regular illegal signage and abandoned shopping trolley compliance campaigns.	<ul style="list-style-type: none"> • During this reporting period, Rangers continued their focus on policing illegal advertising signage and abandoned shopping trolleys. The following case statistics were recorded: <ul style="list-style-type: none"> ○ 75 shopping trolley complaints ○ 38 proactive shopping trolley detections ○ 26 illegal signage complaints from members of the public ○ More than 100 proactive illegal signage removals • Rangers continue to work closely with Development Services to manage illegal signage issues relating to ongoing community events.



OUTCOME 5: WE HAVE AN OPEN AND COLLABORATIVE LEADERSHIP

	ACTION	DESCRIPTION	PROGRESS
✓	5.1.1a	Produce quarterly "Our Place" community news brochures.	<ul style="list-style-type: none"> Our Place was produced in the last quarter of 2022–23 after transitioning to a new print supplier, with the fourth edition being produced in June and will be distributed to residents in early July. The content of Our Place has kept its value of being a community newsletter focusing on the lifestyle of our city - both suburban and rural - with articles tailored to those areas along with broader and whole of LGA content.
✓	5.1.1b	Undertake communication campaigns for Council's major projects and programs.	<ul style="list-style-type: none"> The Communications Team has undertaken various campaigns supporting Council's ability to communicate with the community. Campaigns vary in size, reach and complexity. They are appropriately tailored to the needs of the team delivering the program, their expectations of the campaign and the community's needs to be informed and engaged. Notable campaigns include the Mayoral Charity Ball, Waste (Chemical Cleanout Day / Textiles Drop Off Day / Recycle Your Bicycle event), Trees for Mum, Council's Draft Operational Plan, Dunheved Road Upgrade Update, DV Safe Phone campaign, St Marys Lights Up Event, and Penrith Producers.
✓	5.1.1c	Investigate opportunities for new ways to communicate with the community.	<ul style="list-style-type: none"> From April to June 2023, Council's Digital Communications team upgraded the corporate website platform from Joomla 3 to Joomla 4 and moved from Google Analytics 3 to Google Analytics 4. A translation tool was introduced to the Your Say Penrith community engagement platform, allowing users to translate the site into one of the top 10 languages spoken in the Penrith LGA - Arabic, Chinese (Simplified), Filipino/Tagalog, Greek, Hindi, Italian, Maltese, Persian, Punjabi and Singalese. Council's corporate website received 444,296 unique page views during the three-month reporting period, with the top five pages viewed being; Bulky waste collection, Careers, Waste collection schedules, Rates payments fees, and Search. There were 15,174 unique users to Council's Your Say Penrith community engagement site from 1 April - 30 June 2023, with 457 community contributions received. Council's social pages were similarly active, with a combined reach of 1.68 million. Consisting of 7,83K link clicks, 13,85K reactions, 3,18K comments and 1,86K shares across the April to June 2023 reporting period.
✓	5.2.1a	Review and adoption of Community Engagement Strategy by December 2022.	<ul style="list-style-type: none"> The Community Engagement Strategy and Participation Plan 2022–2026 and the Community Engagement Policy were adopted by Council at the December Council Meeting.

OUTCOME 5: WE HAVE AN OPEN AND COLLABORATIVE LEADERSHIP

	ACTION	DESCRIPTION	PROGRESS
✓	5.3.2a	Implement Customer Experience Transformation technology project – Community Facilities and Recreation online booking, payments, facilities management and access.	<ul style="list-style-type: none"> • The Tender Reference EOI 22/23-001, Booking and Venue Management was advertised online through APET360 on 24 April 2023. The EOI closed on 17 May 2023. • The public EOI invited companies with the experience, capability and capacity to provide an end-to-end online booking solution to express their interest in being shortlisted for the select tender process for the Booking and Venue Management project. • Fifteen submissions were evaluated in detail against the weighted evaluation criteria to determine an effectiveness rating. A shortlist of vendors were either invited to demonstrate the product to the Project Team or moved directly to be considered for the selected tender phase. The four successful vendors are: <ul style="list-style-type: none"> ○ Perfect Mind (Xplor Recreation) ○ Attekus (Bookable) ○ Programus (Optimo) ○ Zipporah • A report was presented at the Ordinary Meeting on 24 July 2023.
✓	5.3.2b	Implement Customer Experience Transformation technology project – Customer Feedback, Satisfaction and Complaints.	<ul style="list-style-type: none"> • Council continued to implement the Customer Experience Transformation Technology Project. Highlights included: <ul style="list-style-type: none"> ○ Completed detailed functional analysis and design of technical features for Dynamics 365 and the Online Services Portal. ○ Completed Solution design including alignment of functionality with the associated business processes. ○ Development of technical functionality completed for Sprint-1. ○ Commenced collaborating with Communications on planning Awareness Activities (banners and information on website, emails, portals, and printed material). Agreed with Communications on functional requirements. ○ Preparing to commence Sprint-2 of solution development. ○ Engaged business SMEs to complete validation of Sprint-2 functional requirements. ○ Completed System testing and bug fixing of functionality developed in Sprint-1. ○ Presented to Governance and Compliance: the pop-up alerts functionality and processes related to complex customer management and validated the same. ○ Organised two workshops for finalising specifications of feedback surveys and detailed discussion on pop-up alerts.
✓	5.3.2c	Finalise the business case and commence procurement processes for the Enterprise Resource Planning (ERP) project.	<ul style="list-style-type: none"> • Expression of Interest was released to the market and closed on 21st June 2023 with 18 respondents to the EOI. • Evaluators have been identified and notified of the expectations and timeframe for the evaluation. • Set-up is still occurring in the procurement system to allow the evaluation to be completed.

OUTCOME 5: WE HAVE AN OPEN AND COLLABORATIVE LEADERSHIP

	ACTION	DESCRIPTION	PROGRESS
✓	5.3.3a	Provide accurate information to Council and the community on Council's financial position and activities.	<ul style="list-style-type: none"> • The March 2023 Quarterly Review was reported to Council on 29 May 2023 with a surplus of \$379,986 transferred to reserve to provide capacity to respond to current and emerging priorities, resulting in a balanced budget position predicted for 2022-23. • The June 2023 Quarterly Review is underway and will be reported to the Council on 28 August 2023. • The Draft 2023-24 Operational Plan was prepared and adopted by the Council on 1 May 2023 together with the Draft 2023-24 Fees and Charges. These documents were placed on exhibition for 28 days. Council adopted the final 2023-24 Operational Plan on 26 June 2023. Council's 10-year Long Term Financial Plan (LTFF) is also updated as part of this process.
✓	5.3.3b	Ensure compliance with all regulatory financial requirements is met including completion of the annual Financial Statements.	<ul style="list-style-type: none"> • Council's 2021-22 Annual Financial Statements and external audit were completed and met all timeframes during the first six months of the 2022-23 financial year. • All other regulatory financial requirements like Investments Reporting, GST and FBT have also been met.
✗	5.3.4a	Design and implement a Strategy Development Framework.	<ul style="list-style-type: none"> • The framework was adjusted to focus on a broader approach and criteria for strategies within Council and renamed the Strategy Framework. A draft Strategy Policy Statement and accompanying overview of the Framework are being developed to include purpose, strategy hierarchies and strategy management. • A strategy monitoring process map has also been developed to ensure the smooth transitioning of strategic plans with relevant internal stakeholders. • Extensive work was completed to update the Strategy Register in preparation for transferring the register to an internal digital platform. With the intention for the register to be made available on Council's website. This will enable the community to access strategic and supporting plans within the context of the Community Strategic Plan. • While work continued on the framework components, completion of the project has been paused pending approval of the strategy register digital platform and the associated technical work required to populate the digital register and link strategy actions to the annual Operational Plans.

OUTCOME 5: WE HAVE AN OPEN AND COLLABORATIVE LEADERSHIP

	ACTION	DESCRIPTION	PROGRESS
✓	5.3.5a	Develop a program of Service Reviews.	<ul style="list-style-type: none"> The LEAP (Leading Excellence and Performance) program was recently finalised to meet the requirement set out by the Office of Local Government (OLG) in 2021. The OLG updated the Integrated Planning and Reporting (IP&R) handbook and guidelines to mandate that all Councils in New South Wales undertake and report on the progress of services reviews. The specific requirements are noted in the IP&R Guidelines under sections 4.3 and 5.3 and the IP&R Handbook section 4.17. The development of the LEAP program was designed using data analysis from various data points such as complaints, workload volume, cost of service per capita, current risks and audit actions, business processes captured and the Community Engagement Survey. The program has been developed to span over the remaining two years of the Delivery Program, with a review of the success thus far and planning for the next four-year cycle to occur at the end of the reporting period.
✓	5.4.1a	Progress the Erskine Park Urban Reinvestment Project.	<ul style="list-style-type: none"> Progress continues on the Erskine Park Urban Reinvestment Project. The Local Planning Panel determined six Subdivision DAs in late 2022. Detailed civil plans have been completed for the subdivision construction stage.
✗	5.4.1b	Progress the 131 Henry Street Project.	<ul style="list-style-type: none"> Following the decision to withdraw the DA on the site, Council has been considering a range of options for the redevelopment of the site which considers the heritage status of the site and the strategic development of the City Centre.
✓	5.4.1c	Progress the 158-164 Old Bathurst Road, Emu Plains Project.	<ul style="list-style-type: none"> Following the endorsement of the Detailed Business Case in May 2023, Council decided to return the land to the market to enable the industry to realise the site's potential. The procurement of a Licenced Commercial Real Estate Agent has progressed, with the engaged agent required to assist with the marketing and sale of the site. The tender closed on 14 June 2023 and the preferred candidate will be presented to Council for endorsement at the Ordinary Meeting in July 2023.
✓	5.4.1d	Development of property investment options and solutions.	<ul style="list-style-type: none"> The Property Development team ensures that opportunity assessments are undertaken on the current commercial portfolio and reviews the market for new properties to acquire with a strategic fit to grow the commercial portfolio. A program of high-level business cases has been identified to ensure a pipeline of strategic works is being developed. A draft pipeline of works has been identified and will be further developed into a 10-year program and will be progressed in line with the development of Council's Commercial Property Strategy.
✗	5.4.2a	Progress the Kingswood and St Marys commuter car park projects.	<ul style="list-style-type: none"> The St Marys and Kingswood Commuter Carparks remain on hold as part of the Independent Strategic Review on the Infrastructure Investment Pipeline (IIP).
✓	5.4.3a	Improve systems and processes around asset management.	<ul style="list-style-type: none"> The open space asset data collection and revaluation has been completed. The road asset database is currently being updated and corrected. AUSSPEC asset inspections for the current calendar year are over 50% complete. Rural road drainage condition inspections completed in Llandilo and 90% completed in Londonderry and Berkshire Park.

OUTCOME 5: WE HAVE AN OPEN AND COLLABORATIVE LEADERSHIP

	ACTION	DESCRIPTION	PROGRESS
✓	5.4.4a	Commence implementation of our Capability Framework.	<ul style="list-style-type: none"> • Capability Mapping was successfully rolled out to all People Leaders by 30 June 2023. Approximately 46% of the organisation have now received their Capability Mapping and are able to commence the next phase of self-assessment, which has been supported with the release of the Self-Assessment Tool. • There has been an increasing level of interest from leaders across Council for Capability Framework information sessions, which have been provided upon request to a number of areas across the business. • Capability Mapping for all remaining roles across Council has now commenced. It will continue into 2023-24, along with further supporting resources and sessions to continue driving the implementation of our Capability Framework.
✓	5.4.4b	Grow Leadership Development.	<ul style="list-style-type: none"> • The third cohort of Igniting Leadership was successfully delivered in the third quarter of 2022-23. An Igniting Leadership Alumni event was also delivered to enable continual connection and networking of participants across the organisation. An Expression of Interest process has been completed with a high level of interest from leaders across Council, two further cohorts of participants have been placed into the program, which will be held in July 2023. • Following the success of Igniting Leadership, there was a strong need to focus on our 'Team Leader' level leadership, prompting the in-house development of the 'Empowering Leadership' program. Content development was completed by June 2023, with the program now in its design phase, in preparation for broader communication and a pilot of the program in 2023-24.
✓	5.4.4c	Develop a Safety Strategy.	<ul style="list-style-type: none"> • The WHS Strategy was developed through working groups across Council and consultation occurred through the WHS Committee, the Leadership Team and various Managers. • The Strategy will focus on four strategic priorities: <ul style="list-style-type: none"> ○ Safety Leadership and Capability ○ Safety Culture ○ Risk Management and ○ Health and Wellbeing. • The Strategy will assist Council in driving us towards zero injuries.
✓	5.4.4d	Strengthen child-safe practices as part of our commitment to being a child safe organisation.	<ul style="list-style-type: none"> • Council continues to strengthen its Child-Safe practices. Monthly Child Safe and Wellbeing group meetings take place to track the Child Safe Action Plan and to ensure Child Safe Standards are implemented across the organisation. • An internal intranet page and an external website page have been published to further educate staff and the public on their responsibilities and how to report a child at risk. • E-learning continues to be mandatory for all staff to ensure they understand their responsibilities. • Consultation is occurring with other departments to ensure the voice of children is considered in relation to play spaces in the LGA. • Work is being undertaken regarding the Community Safety Plan and child safety initiatives for this plan.

Organisational Indicators

Financial Indicators

VARIATION BETWEEN ACTUAL BUDGET AND PLANNED BUDGET

Council's budgets are prepared annually and phased into quarters. Although planning can never be completely accurate in an organisation the size and complexity of Council, comparing actual versus planned budgetary spend will indicate how well budgets are being phased and managed.

Refer to the Financial Services Manager's Report in this document for information on this indicator.

COST OF SERVICE DELIVERY OVER TIME

The cost-of-service delivery per capita over time will indicate whether Council's operations are becoming more efficient. An increase in cost is not necessarily a problem. There are many reasons why costs may increase, including changing community priorities, increased costs of materials or an improvement in the quality of service being provided. Changes to organisational structure and priorities will impact the cost of service delivery at a division level. Overall, however, the cost of service delivery across the organisation should trend downwards.

This indicator will be reported annually in Council's Annual Report.

Management Indicators

COMPLETION RATE / STATUS OF OPERATIONAL PLAN ACTIONS (PROGRESSING TO SCHEDULE)

Each year, Council commits to deliver specific actions to prepare the Operational Plan. Actions are time-limited, beyond business-as-usual projects and activities that have a set start and finish date and an identified deliverable. *Operational Plan* actions are public commitments to our community, and we must report on our progress while recognising that occasionally priorities may need to be reviewed to respond to unanticipated challenges or opportunities.

RESULT:

84%

As of the end of June 2023, 84% of Council's 2022-23 Operational Plan Actions were completed.

ANNUAL BUSINESS PLAN REVIEWED QUARTERLY

All business units reviewed and updated their business plans in November 2022, as part of the development of the 2023-24 Operational Plan. We are currently working on a software solution to improve Business Planning and Reporting and enable better integration with Council's Integrated Planning and Reporting (IP&R) Framework.

EMPLOYEE LEAVE LEVELS MEET ORGANISATIONAL TARGETS

Leave is essential to employee wellbeing and can also help indicate engagement levels. Council has targets for annual leave to ensure workloads are planned to allow staff to take reasonable leave and measuring unplanned leave allows Council to identify possible areas of disengagement. This indicator will be reported six-monthly at an organisational level.

Customer Experience Indicators

Annual Leave

TARGET:

100%

of employees to have less than 8 weeks of accrued annual leave

RESULT:

89.48%

(1,207 of 1,349 temporary and permanent staff) have less than eight weeks of accrued annual leave as of 30 June 2023.

This figure represents the period 1 January – 30 June 2023. Tracking this indicator also helps identify leave patterns across the organisation. Leave targets are anticipated to be reviewed as part of Council's 'Finding Balance' journey.

Unplanned Leave

TARGET:

Employees to have taken less than an average

9 days

of unplanned leave per financial year.

RESULT:

Average of

9 days

per employee.

Tracking this indicator also helps identify leave patterns across the organisation.

CUSTOMER EXPERIENCE PERFORMANCE MEETS AGREED TARGETS

Implementing a new cloud-based telephone system has shaped the way Customer Experience analyses their data and has allowed new ways to track, record and display customer service and satisfaction achievements.

Call Service Level

TARGET:

80%

RESULT:

85.5%

of calls were answered within 2 minutes

NUMBER OF CALLS RECEIVED:

74,833

Tracking this indicator also helps identify the customer service levels provided to our customers. experience.

Aftercall Survey

RESULT:

96.1%

was the Satisfaction rating on 1,653 calls surveyed

Tracking this indicator also helps identify the satisfaction levels of our customer's experience.

OUTCOME 1

We protect and enhance an ecologically sustainable environment



What have we done over the past six months?

The following indicators help to measure the effectiveness of Council's activities in delivering the strategies included in this outcome.

1.1.1 Deliver programs that help improve our City's natural environment, including significant native roadside vegetation	Number of developed Programs that help improve our City's natural environment	6
	Number of programs implemented that help improve our City's natural environment	6
1.1.2 Improve our natural areas, parks and public spaces	Service standards achieved in relation to natural areas, parks & public spaces maintenance	100%
1.2.1 Identify, support, develop and deliver initiatives to respond to a changing climate (including cooling the city and resilience initiatives)	Number of Climate Change initiatives developed	8
	Number of Climate Change initiatives implemented	5
	Total Emissions produced (Tonnes CO2)	No data available <i>(reported annually in Annual Report)</i>

1.2.2 Help our residents and businesses understand how they can increase resource recovery, reduce waste and reduce carbon footprint	Number of programs developed for resident and businesses (Resource recovery/ Reduce Waste/ Reduce Carbon Footprint)	7
	Number of programs implemented for resident and businesses (Resource recovery/ Reduce Waste/ Reduce Carbon Footprint)	13
	Number of program participants for resident and businesses (Resource recovery/ Reduce Waste/ Reduce Carbon Footprint)	4,199
	Number of downloads of the Waste Champion app	49,941



1.2.3 Manage the risk to and impact on life and property from the existing and potential future use of the floodplain	Number of flood studies completed	1
	Number of flood risk management plans completed	0
	Percentage of properties on the floodplain covered by an adopted catchment-based Flood Risk Management Plan	50%
1.2.4 Provide advice on floodplain and Stormwater management	Percentage of accurate and timely advice provided on floodplain and stormwater management requests within agreed service levels	100%
1.3.1 Collaboratively manage illegal dumping across Western Sydney (RID Squad)	Percentage of matters are investigated in the RID online Case Management Database	100%
	Percentage of adherence to EPA Service Level Agreements	100%

1.3.2 Manage resource recovery and waste collection services	Number of CRM cases received relating to resource recovery and waste collection services	52,680
	Percentage of CRM cases received relating to resource recovery and waste collection services responded to within agreed service levels	89.5%
1.3.3 Guide landholders towards sustainable on-site management of sewage and wastewater to protect and enhance the quality of public health and the environment within the City	Number of approval renewals issued prior to expiry	833
	Number of new installation applications assessed and determinations issued within 15 working days	21

STRATEGY 1.1 GREEN THE LANDSCAPE, PROVIDE MORE SHADE AND PROTECT BIODIVERSITY

The Principal Activities that help deliver this strategy are:

- 1.1.1** Deliver programs that help improve our City's natural environment, including significant native roadside vegetation.
- 1.1.2** Improve our natural areas, parks and public spaces.

Highlights

- Work continued in the following programs during the reporting period to help improve our City's natural environment:
 - On-site Sewage Management System Program
 - Environmental Health Development Referral Assessment
 - Vegetation Permit Applications
 - Water Health Program
 - Complaint and Incident Investigations
 - general natural system programs such as stormwater and biodiversity improvements (Biodiversity, Water Sensitive Urban Design, Stormwater Improvement, Education and Advocacy)
- During the period over 1,039 DA referrals (comprising Environmental Health referrals, Biodiversity, waterways referrals and tree referrals) were assessed by the Environmental Health section.
- The water health monitoring program includes recreational water quality monitoring and macro-invertebrate sampling. Macro-invertebrate sampling is carried out twice each year, in Autumn and Spring. Seasonal monitoring of waterway health helps to identify changes in water quality and the ecological condition of local waterways and is used as a general indicator of water health. The results of the Spring and Autumn surveys show a steady trend in stream health compared with previous years.
- Continued to investigate environmental and public health complaints; these include complaints regarding Air, Noise and Water Pollution and other miscellaneous environmental health-related matters.
- Continued to provide reactive and scheduled maintenance services within natural areas, parks and public spaces across the city.

Additional highlights are in the "HOW DID WE DO" section.

Challenges

- The level of referrals has continued to generate a significant workload, which reflects the current development and strategic planning environment. Examples of major regional projects include Aerotropolis, Glenmore Park Stage 3, Mamre precinct and Orchard Hills precinct planning.
- The continuing impact of flood damage to key infrastructure across the city (local roads, pathways (including the Great River Walk), sporting fields, and natural/bushland areas).

STRATEGY 1.2 STRENGTHEN SUSTAINABILITY AND CLIMATE RESILIENCE

The Principal Activities that help deliver this strategy are:

- 1.2.1** Identify, support, develop and deliver initiatives to respond to a changing climate (including cooling the city and resilience initiatives).
- 1.2.2** Help our residents and businesses understand how they can increase resource recovery, reduce waste and carbon footprint.
- 1.2.3** Manage the risk to and impact on life and property from the existing and potential future use of the floodplain.
- 1.2.4** Provide advice on floodplain and stormwater management.

Highlights

- A number of key projects and activities have progressed during this period including an extensive street tree planting program under the Greening Our City Program. Council successfully planted around 8,000 trees on Council-owned land across 13 suburbs at 83 locations, including residential nature strips, industrial estates, parklands and infrastructure corridors.
- Council cohosted an event 'Where Shade Hits the Pavement,' bringing together industry representatives to discuss urban heat and propose solutions to mitigate the impacts for our residents.
- During 2022-23, 84,946 tonnes of waste was collected from bins across the City, comprising 35,767 tonnes of FOGO, 15,365 tonnes of recycling and 33,814 tonnes of residual waste. There were also 25,286 tonnes of bulky household waste collected with 56,861 individual bookings made.

- Penrith residents continue to use the various waste and resource recovery services offered by Council with the chemical clean out, electronic waste drop off day, bicycle drop off/ repair day and clothing and textile drop off day all well attended.
- Waste and Recycling education activities were positioned at events including the Glenmore Park Family Fun Day and Penrith Producers and social media advertising and push button notifications to engage online audiences.
- The FOGO in Multi-Unit Developments program commenced with Phase 1 seeing 158 unit complexes (1,797 individual households) receiving FOGO bins, kitchen caddies, green compostable bags and one of four education methods supporting the program. These education methods will be evaluated as part of the EPA grant-funded project. The most effective education method will roll out the FOGO service to the remaining Multi-Unit Developments anticipated by 2024. The trial has seen high participation with mostly correct content in the FOGO bins.
- The recycling processing contract with Visy Recycling was extended for five years, ending on 30 June 2029, securing the processing of Penrith residents' yellow-lidded bin contents into new products.
- Council continued to manage the floodplain in accordance with the NSW Floodplain Development Manual. Flood advice and information are available through Council's website and local libraries on an ongoing basis.
- Work continued on the following:
 - Emu Plains Floodplain Risk Management Study
 - Rickaby's Creek Catchment Flood Study
 - Oxley Park Levee design

Additional highlights are in the "HOW DID WE DO" section.

Challenges

- Managing increased costs associated with commercial waste services
- Working through the proposed changes to the State Floodplain Management Framework and Policy

STRATEGY 1.3 MINIMISE THE IMPACTS OF WASTE AND POLLUTION

The Principal Activities that help deliver this strategy are:

- 1.3.1** Collaboratively manage illegal dumping across Western Sydney (RID Squad).
- 1.3.2** Manage resource recovery and waste collection services.
- 1.3.3** Guide landholders towards sustainable on-site management of sewage and wastewater to protect and enhance the quality of public health and the environment within the City.

Highlights

- Council continued to host the operations of the Western Sydney RID Squad on behalf of the other member councils which currently include; The Hills, Camden, Fairfield, Blacktown and Blue Mountains.
- During the six-month reporting period, the RID Squad conducted 1,397 investigations, issuing six official cautions and 34 penalty notices valued at \$45,150.00.
- The capability of the RID Squad to conduct targeted operations and provide illegal dumping analytics to stakeholders has been significantly enhanced via the development of a proprietary analytics and intelligence platform.
- 92.38% of general waste enquiry cases were completed. 85% of missed waste service requests were actioned within 24 hours.
- Waste operation meetings were held weekly with collection contractors to ensure servicing was streamlined and issues resolved quickly.
- Twenty one applications and referrals were assessed for On-site Sewage Management (OSSM) systems and 833 operational approvals were issued.

Additional highlights are in the "HOW DID WE DO" section.

Challenges

- Maintaining thorough assessment levels within cost and resource restraints.

OUTCOME 2

We are welcoming, healthy, happy, creative and connected



What have we done over the past six months?

The following indicators help to measure the effectiveness of Council’s activities in delivering the strategies included in this outcome.

2.1.1 Work with local communities to identify priority issues in their area and build local resilience	Percentage of community satisfaction with Village Café programs	90%
	Number of Village Café programs planned	18
	Number of Village Café programs delivered	18
	Number of participants at Village Café program	200
2.1.2 Develop effective strategies that respond to the impacts of growth, redevelopment and change in our community	Number of programs on the impacts of growth, redevelopment and change in community developed	4
	Numbers of participants in programs on the impacts of growth, redevelopment and change in the community	50

2.1.3 Engage with our community on resource efficiency and to improve resilience	Number programs on resource efficiency and resilience delivered	6
	Number of participants at programs on resource efficiency and resilience	375
	Number of digital interactions on resource efficiency and resilience	30
2.2.1 Work in partnership to support the revitalisation of the Penrith, St Marys and Kingswood centres	Number of Partnership Agreements that support revitalisation of the Penrith, St Marys and Kingswood centres	2
	Number of revitalisation activities and programs programmed	13
	Number of revitalisation activities and programs completed	13

2.2.2 Work with government and community organisations to address local issues and improve the capacity and social wellbeing of the community	Number of community sector training and development sessions delivered	6
	Numbers of participants at Community sector training and development programs	50
	Community satisfaction level with sessions on community sector training and development	93%
2.2.3 Work with partners to develop and integrate strategies that strengthen our community	Number of strategies developed to strengthen our community	4
	Number of unique partners involved in developed strategies to strengthen our community	20
	Community satisfaction levels with strategies developed to strengthen our community	No data available
2.2.4 Work with community and partners to foster a safe and welcoming City	Community satisfaction levels on our city being safe and welcoming	75%

2.2.5 Help promote responsible pet ownership	Number of companion Animal Act educational initiatives delivered	8
	Number of participants at Animal Act educational initiatives	602
	Number of Investigations/ inspections relating to companion animals completed within the agreed service levels	1,232
2.2.6 Provide advice and help protect and improve the health of our community	Percentage of businesses achieving a Scores on Doors rating (Target >90%)	85%
2.2.7 Ensure buildings constructed are safe and healthy	Number of building construction complaints made	11
	Number of building construction complaint responded to within agreed timeframe	11
	Number of building construction audits completed	43
2.2.8 Deliver Health, Fitness and Aquatic services to support social, health and wellbeing in the community	Member satisfaction level with facilities and services provided	66%
	Number of visitors	238,543
	Number of memberships	5,356
2.3.1 Deliver library services that support a vibrant, connected community	Number of programs delivered	254
	Number of participants at programs	5,032
	Number of library interactions	217,580

2.3.2 Deliver high quality children's services	Child Care Centres Occupancy rates	88%
	Percentage of Children's centres that are equal or exceed the National Quality Standards (NQS)	100% <i>(2 centres have been through the revised self-assessment tool and meet or exceed the NQS)</i>
2.3.3 Provision of cemeteries to assist in meeting community needs	Community satisfaction level with Council's cemeteries	100%
2.4.1 Conduct and support events that include all members of our community	Number of community events held	6
	Number of participants at community events held	23,580
2.4.2 Support and implement initiatives which contribute to culture and creativity across our City	Number of initiatives delivered that contribute to culture and creativity	23
	Number of participants at initiatives that contribute to culture and creativity	23,580
	Community satisfaction with initiatives that contribute to culture and creativity	92%
2.5.1 Develop strategic partnerships with Aboriginal communities and Community Service Providers to harness collective resources and respond to community needs	Number of partnerships developed with Aboriginal communities and community service providers	70
	Number of partnerships implemented with Aboriginal communities and community service providers	1

STRATEGY 2.1 BUILD AND SUPPORT COMMUNITY RESILIENCE TO ADAPT TO CHANGING CIRCUMSTANCES

The Principal Activities that help deliver this strategy are:

- 2.1.1 Work with local communities to identify priority issues in their area and build local resilience.
- 2.1.2 Develop effective strategies that respond to the impacts of growth, redevelopment and change in our community.
- 2.1.3 Engage with our community on resource efficiency and to improve resilience.

Highlights

- During the reporting period, Council engaged with local communities to identify priority issues and opportunities in affordable housing, community safety, nighttime activities and welcoming and inclusion from the perspective of culturally and linguistically diverse people. Feedback is being used to inform the preparation of a draft Affordable Housing Strategy, draft Community Safety Plan, draft Nighttime Economy Strategy and draft Multicultural Action Plan.
- Council continued preparing strategies and plans that respond to growth and change, including a draft Cultural Strategy and Action Plan and Community and Cultural Facilities Strategy. Council's draft Community Safety Plan is well-advanced and in the final stages of development. During this period, Council developed a draft Multicultural Action Plan and Draft Affordable Housing Strategy.
- Council continued to develop and deliver programs under the Penrith Resilient Action Plan, including projects such as engaging Council's Access Committee, Multicultural Working Party and Resilience Committee on emergency preparedness and recovery partnership projects.

Additional highlights are in the "HOW DID WE DO" section.

STRATEGY 2.2 ENHANCE COMMUNITY WELLBEING, SAFETY AND NEIGHBOURHOOD AMENITY

The Principal Activities that help deliver this strategy are:

- 2.2.1** Work in partnership to support the revitalisation of the Penrith, St Marys and Kingswood centres.
- 2.2.2** Work with government and community organisations to address local issues and improve the capacity and social wellbeing of the community.
- 2.2.3** Work with partners to develop and integrate strategies that strengthen our community.
- 2.2.4** Work with community and partners to foster a safe and welcoming City.
- 2.2.5** Help promote responsible pet ownership.
- 2.2.6** Provide advice and help protect and improve the health of our community.
- 2.2.7** Ensure buildings constructed are safe and healthy.
- 2.2.8** Deliver Health, Fitness and Aquatic services to support social, health and wellbeing in the community.

Highlights

- In the last six months, Council has progressed with developing the St Marys Place Plan and the high-level Concept Plan for Central Park. External engagement occurred on both projects with 540 residents, students, and business owners participating in various opportunities to inform this work.
- Council continued to work in partnership with the Penrith CBD Corporation and St Mary's Town Centre Corporation to support local business.
- During this period Council hosted meetings of the Penrith Homelessness Interagency, Penrith Youth Interagency and the Penrith General Interagency.
- Council delivered 'Sector Connect', a networking and information event for local community services, groups, government agencies, and services. The event was attended by over 80 people and included workshopping to jointly identify key and emerging issues and opportunities and provide up-to-date localised demographic and community wellbeing data to assist community and government services with their future planning and current service delivery.
- Council continued to work with local health partners, including the Nepean Blue Mountains Local Health District, Greater Western Sydney Aboriginal Health Service and the Primary Health Network to prepare an updated Health Action Plan for Penrith. Council also continues to contribute to the Western Sydney Health Alliance and other Western Sydney Councils, on strategies to improve the health outcomes of residents in Western Sydney.
- During this period Council has sought the support and feedback of key partners including the Nepean Police Area command, local schools, religious organisations, businesses and community groups in the preparation of a range of plans that seek to strengthen our community through collaboration including the draft Community Safety Plan, draft Nighttime Economy Strategy and draft Multicultural Action Plan.
- A draft Community Safety Plan outlining key community safety priorities and actions for the four years from 2023-2027 is in the final stages of preparation. The Plan was developed following community and stakeholder engagement and analysis of local crime data and trends finalised in this period. Outcomes of the community and stakeholder engagement were tabled with the Penrith Community Safety Partnership in May 2023. The draft Community Safety Plan will be reported to Council in the first quarter of 2023-24.
- Council's Ranger and Animal Services Team continued to promote responsible pet ownership across the community. Rangers investigated dog attacks, allegations of nuisance and menacing behaviours, noise complaints (excessive barking) and general companion animal compliance.
- Rangers continued engaging with the community at shopping centres, events like St Marys and Roam festivals, and pre-organised industry gatherings like Dogs in the Park and Dogs NSW Open Day.
- Council's Rangers continued patrolling off-leash dog parks and other open spaces to encourage voluntary compliance with Companion Animal Legislation as part of Operation TAG, WAG & BAG.
- During the six-month reporting period:
 - 476 primary food business inspections and 266 reinspections were completed.
 - 172 food businesses rated five stars, 86 rated four stars and 40 rated three stars. This equates to 85% of local food businesses receiving a rating certificate. Fifty-four businesses did not qualify or were not eligible for a rating (bar only) with a further 124 inspections confirming that the business had closed or changed proprietors.
 - 74 primary skin penetration business inspections and 10 reinspections were completed.
 - 19 primary swimming pool and splash park business inspections and two reinspections were completed.
 - 56 primary regulated system (cooling tower and warm water systems) inspections were completed.

- Ripples facilities have continued to see increased visitation and participation in recovering from the pandemic. Greater program diversity and improved access through new equipment and extended operating hours have contributed to this growth.

Additional highlights are in the “HOW DID WE DO” section.

Challenges

- The current economic conditions have increased the number of animals impounded at the Hawkesbury Companion Animal Shelter. Other changes in legislation and shelter practices have led to extended timeframes for rehoming of animals. This has led to capacity issues at the shelter.
- A significant challenge was specific to the food safety and education program with food businesses reporting they are still suffering from the COVID-19 Pandemic and its effects on their business. Local food businesses have reported difficulty finding and keeping staff, resulting in some businesses not being operated to their usual standard of cleanliness and hygiene. This has significantly increased the workload for enforcement action and reinspections of businesses.
- The current cost and supply issues with labour and building materials directly impact the construction industry, hence the number and timing of Certification applications, inspections and certificates, with many amendments and DA modifications resulting during these processes.
- The introduction of more stringent legislation has also increased certification considerations; however the increased scrutiny will ultimately improve building quality and safety for building occupants, particularly those living in residential flat buildings.
- Significant venue improvements and renewal have continued to be prioritised. This has sometimes impacted access to parts or all of the facilities. The St Marys indoor pool had a planned closure for two months to enable critical maintenance for ongoing usage.

STRATEGY 2.3 PLAN FOR, DELIVER AND IMPROVE COMMUNITY SERVICES

The Principal Activities that help deliver this strategy are:

- 2.3.1** Deliver library services that support a vibrant, connected community.
- 2.3.2** Deliver high-quality children’s services.
- 2.3.3** Provision of cemeteries to assist in meeting community needs.

Highlights

- During this period 164,010 people visited our library branches and 217,580 items were borrowed. The library gained 5,291 members, totalling 50,273 members and 5,032 people attended programs.
- One highlight was Council’s endorsement of the new Library Services Strategy. Implementing this Strategy over the next five years will ensure that our service continues to be inclusive and responsive to the needs of all members of the Penrith community.
- Our library’s Outreach Services also performed well during this period with the Toy Outreach Service providing access to specialised toys for 41 individuals and 12 childcare centres.
- The Home Library Service delivered library items to 158 patrons and our Pop-Up Library made 11 appearances at community events across the LGA.
- Penrith and St Marys libraries continued to provide space for community groups and organisations to meet and display their artwork. These groups included Wrap With Love, TAFE NSW, Deaf Connect, Ames Australia and Link Wentworth.
- We also increased our toy library collection by adding board games and developed a monthly eNewsletter to inform the community of upcoming library events and services.
- Penrith City Council Children’s Services have continued to grow over the last six months with six new services commencing this year. Somerset Cottage Children’s Centre operating out of the Nepean Hospital grounds is a 68-place Long Day Care Centre. The other five services are Out of School Hours Care (OSHC) on school ground services.
- Long day care Year to Date utilisation rates are 3.5% lower than its target of 91%. All preschool services continued strongly into 2023 with the continuation of free preschool with year-to-date utilisation rates 5.8% higher than the targeted amount. Before and after-school care services utilisation rates have continued strongly with After School Care 7.2% higher than the Year to Date target.

- Support to improve access for children with ongoing high support needs has been provided by the Commonwealth-funded Inclusion Development Fund and the State Government Preschool Disability Inclusion Program over the last six months. These programs have built the capacity of services to include children with ongoing high support needs in mainstream services. During the past six months the services managed by the Cooperative enrolled over 62 children with diagnosed additional needs and disability.
- The Ngara showcase was held on Tuesday 21 March 2023, coinciding with Harmony Day. The theme for Harmony Day “everyone belongs” was a fitting theme for the showcase. Ngara is an Aboriginal word meaning listen, hear and think. The evening was a fantastic culmination of the Community Grants Programs. The evening started with a moving Welcome to Country by Uncle Danny and Trevor Eastwood. Community groups including Mission Australia, KU, and Connect Child and Family Services attended the showcase. The event provided an opportunity to have a “yarn” with Uncle Danny and celebrate the projects with Rheanna Lotter from Ngandabaa and Trevor Eastwood from Dalmarri. Uncle Danny mesmerised the group with his impromptu drawing and contributed to the collaborative artwork with many of our educators and leaders. Indigenous food including Kangaroo was enjoyed by all who attended. The Ngara showcase has also been nominated for the 2023 National Awards for Local Government.
- During May 2023, Queenies Book of Comfort ‘Train the Trainer’ program was run for Children’s Services staff. The Penrith City Council Local Government area has one of NSW’s highest domestic violence incidents, with 1,131 incidents reported in 2022. Queenies Book of Comfort is a program run by Tanya McQueen and Judi Rhodes, (two Early Childhood Educators from Tasmania) who have a wealth of experience and knowledge in working with families and children suffering from trauma, including bushfires, COVID-19, death, divorce, floods, and family violence. The program enables educators to provide children with skills and activities to encourage conversations around trauma so they can calm themselves, stay safe, get help, and begin to heal. Research has found that if children can express themselves by talking, they don’t need to show it by expressing big behaviours.
- On Wednesday 12 April 2023, Children’s Services held its annual Vacation Care Gala Day at the Penrith Valley Sports Stadium. The day was attended by over 300 young people from 6 of our Vacation Care sites. The day was fun with action-packed experiences, including Nerf wars games, bubble artistry, and competitive games of tug of war and broomball. The three inflatables were also well used as young people jumped through mazes and enjoyed the slides.
- Building upgrades have continued with kitchen upgrades at Floribunda and Erskine Park Children’s Centres. Erskine Park Children’s Centre also received a minor upgrade to the nappy change facility, including custom cabinetry, bench tops, and new hand washing and bath facilities.
- Playground upgrades have occurred at Gumbirra Children’s Centre, including a basketball court, seating areas, vegetable gardens, and a large, grassed area for active play. In June 2023, playground works were completed at Koala Corner. Works included removing the soft fall surfacing and replacing synthetic grass to improve overall access and safety for children. Tiered retaining walls were also installed along with drainage to enhance overall water runoff and new and improved gardens. An upgrade to the deck area was another feature where children could explore.
- National Simultaneous Storytime was celebrated across Children’s Services on Wednesday 24 May 2023. The services provided a video they could play at 11 am with the Mayor and General Manager participating in a reading of “The Speedy Sloth” by Rebecca Young and Heath McKenzie. Mobile Playvan celebrated National Simultaneous Storytime at their North St Marys session. Paint Penrith REaD and Community Junction provided Rooby, reading tents and Messy Makers. North St Marys Preschool brought children across to join in the event. The story was read at 11 am with Rooby Roo joining the Storytime fun. Lucky door prizes were given out on the day, with eight lucky families winning a book pack, including “The Speedy Sloth.”
- During the last six months there have been 93 burials in Council-managed operational cemeteries, Penrith Cemetery – 64, St Marys Cemetery – 23 and Emu Plains – 6. A total of 51 ashes placements occurred in the three cemeteries during this time.
- A new memorial garden and planting were completed around the undercover shelter at Penrith General Cemetery; the new memorial garden will provide 240 new sites for ashes placements. The new memorial garden will give families an alternative to a double-depth burial site at the cemetery.
- City of Penrith RSL sub-Branch held a rededication service for the late (Capt) Dorothy Potter, after the sub-Branch arranged to restore the grave. Dorothy was a Nurse in the 2nd AIF in New Guinea in WWII.
- Council Cemetery memorialised returned service men and women on Anzac Day by installing a small Australian Flag and poppies on their graves and ashes sites.
- Memorial banners were placed in all three cemeteries to commemorate Mother’s Day.
- Penrith City Council Cemetery services continue to meet community expectations. The three operational and two heritage cemeteries under council’s care and control continue to be maintained and enhanced on regular maintenance and enhancement cycles.

Additional highlights are in the “HOW DID WE DO” section.

STRATEGY 2.4 SUPPORT AND PROVIDE OPPORTUNITIES TO PARTICIPATE IN ACTIVITIES AND EVENTS THAT CELEBRATE OUR DIVERSITY, CULTURE AND CREATIVITY

The Principal Activities that help deliver this strategy are:

- 2.4.1** Conduct and support events that include all members of our community.
- 2.4.2** Support and implement initiatives which contribute to culture and creativity across our City.

Highlights

- Supporting all community members to participate in community events has been a significant focus of Council's events team during this period. Events staff have attended training in inclusive practices and learnings have been applied to events held during this period. Work is also underway to develop an Accessible Events Toolkit to assist in future event planning. As part of planning now underway for REAL Festival in September 2023, a number of considerations have been made to maximise the accessibility and inclusiveness of the event, including:
 - Developing an Event Accessibility Plan and appointing an Access Lead
 - Identified additional accessible car parking on Tench Avenue
 - Implementing 'quiet hours' at the commencement of each day's program and delivering a designated 'quiet zone' at the event site free from loud or bright programming elements.
- Council continued to deliver creative and cultural opportunities to residents through community events in this period including St Mary's Lights Up, Family Fun Day at Glenmore Park, Summer Cinema Series, Sunburst Film Festival and school holiday programs.
- Council officers supported three artists awarded small grants through the Magnetic Places grants program to plan and implement their community-led and place-based arts installations.
- Work has continued preparing a draft Cultural Strategy and Action plan to prioritise actions for the next four years that foster participation in arts, culture and creativity.

Additional highlights are in the "HOW DID WE DO" section.

STRATEGY 2.5 RESPECT, ENGAGE AND CELEBRATE OUR DIVERSE ABORIGINAL AND TORRES STRAIT ISLANDER COMMUNITY, THEIR RICH HERITAGE AND CONTINUING CULTURE

The Principal Activities that help deliver this strategy are:

- 2.5.1** Develop strategic partnerships with Aboriginal communities and community service providers to harness collective resources and respond to community needs.

Highlights

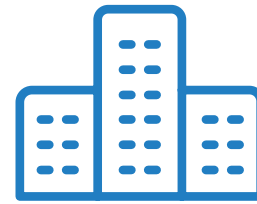
- Council continued to develop and build partnerships with local Aboriginal communities and community service providers through its planning-related work, including preparing a Health Action Plan and drafting a Community Safety Plan.
- In this period planning for NAIDOC Week 2023 occurred and Council connected with over 80 organisations and individuals. This assisted Council in building awareness, fostering new relationships and considering new opportunities for future partnerships.

Additional highlights are in the "HOW DID WE DO" section.



OUTCOME 3

We plan and shape our growing City



What have we done over the past six months?

The following indicators help to measure the effectiveness of Council's activities in delivering the strategies included in this outcome.

3.1.1 Enhance and grow Penrith's Economic Triangle	Number of actions from the Strategy Implementation Plan successfully delivered	25	3.1.5 Create opportunities to enable cultural and economic international relationships for our existing and future community	Number of partnerships and programs delivered to enable cultural and economic international relationships	3	
	Unemployment rate	3.86%		3.2.1 Ensure our strategic framework and vision are contemporary and informs our land use planning and advocacy	Number of strategies in progress	4
	Number of investment leads generated	5			Number of strategies that are on track or completed	3
3.1.2 Facilitate and pursue investment leads based on industry sector research	Number of marketing campaigns delivered	2	3.2.2 Facilitate appropriate land use outcomes for our city that are consistent with our Local Strategic Planning Statement	Number of planning proposals progressing	10	
	Number of digital marketing interactions	8		Number of planning proposals that are on track or completed	3	
3.1.3 Promote Penrith as a place to live, visit and work in through city marketing and economic development initiatives	Number of visitors	No data available	3.2.3 Influence state planning policies and legislation to ensure it responds to our land use vision and the needs of our community	Number of submissions to the Department of Planning and Environment	4	
3.1.4 Facilitate opportunities to increase visitation to Penrith	Number of programs to increase visitation delivered	2				
	Number of participants at programs to increase visitation	No data available				



3.2.4 Ensure services, facilitates and infrastructure meet the needs of a growing population through the contributions framework	Number of VPAs progressing	17
	Number of VPAs progressing on track or completed	4
	Number of Contribution Plans progressing	5
	Number of Contribution Plans progressing on track or completed	2
3.2.5 Provide advice and maintain a contemporary planning framework of land use and statutory plans	Number of Plans finalised	3
	Number of Planning Certificates Issued	2,922
3.2.6 Facilitate and plan for housing diversity and liveability	Number of Plans considered for residential development	3

3.2.7 Guide sustainable quality development outcomes for the community through expert advice, transparent, efficient assessment, policy input and continuous improvement	Number of Single Dwelling Development Applications received	71
	Number of Dual Occupancy & Secondary Development Applications received	40
	Number of Multi Unit Development Applications received	10
	Number of Mixed-Use Development Applications received	2
	Average number of days for minor Development Application processing time	56
3.2.8 Help minimise impacts on the environment from unauthorised activities	Number of complaints responded to within service levels	954
	Average number of compliance matters closed per month	116

3.2.9 Ensure privately owned swimming pools are safe and healthy	Number of complaints responded to within service levels	129
	Number of inspections carried out	766
3.3.1 Support and influence tri-government strategic planning in the Western Parkland City by responding to the City Deal commitments	Percentage of activities progressing as on track or completed	100%
3.3.2 Work with government to develop strategic plans for priority precincts within the Greater Penrith to Eastern Creek Growth Area	Stage 1 of Places of Penrith – progress %	80%
3.3.3 Support the work of the Federal and State Government in delivering Sydney Metro Western Sydney Airport in time for the opening of the Western Sydney Airport	Percentage of activities progressing as on track or completed	100%
	Percentage of project actions attributed to Council delivered	100%
3.3.4 Certify future public assets being delivered as part of development	Number of public assets inspections carried out	50
	Number of certifications of future public assets carried out as part of a development	15

STRATEGY 3.1 GROW AND SUPPORT A THRIVING LOCAL ECONOMY

The Principal Activities that help deliver this strategy are:

- 3.1.1** Enhance and grow Penrith's Economic Triangle.
- 3.1.2** Facilitate and pursue investment leads based on industry sector research.
- 3.1.3** Promote Penrith as a place to live, visit and work in through city marketing and economic development initiatives.
- 3.1.4** Facilitate opportunities to increase visitation to Penrith.
- 3.1.5** Create opportunities to enable cultural and economic international relationships for our existing and future community.

Highlights

- Council continued its partnership with government and business to deliver industry engagement workshops and programs across multiple industry sectors including Health and Education, Manufacturing, Circular Economy, and Visitor Economy.
- Council facilitated workshops with key Quarter Health and Education Precinct stakeholders to build a shared vision, Charter and Terms of Reference.
- Council facilitated five investment attraction enquiries. These included a European-based retail development concept, Production Portal-referral to Create NSW for development and an electric vehicle charging station provider.
- Council's 'Invest Penrith' Investment Prospectus is in market online and in-print copies made available at business forums, and to potential investors.
- Council's 'Visit Penrith' tourism and visitor website continues to perform strongly as a platform to inform and entice locals and visitors to enjoy the many attractions in Penrith.
- Three city marketing campaigns were successfully delivered including the autumn campaign promoting Penrith to a broad Sydney audience through the Concrete Playground platform.
- Council continued to build and sustain relationships with our sister cities - online meetings were held with Fujieda (Japan), Hakusan (Japan) and the Korean Local and State Government Office. Council also hosted an in-person local government delegation from South Korea.

Additional highlights are in the "HOW DID WE DO" section.

Challenges

- Penrith is competing with Bradfield and nearby cities to attract investors.

STRATEGY 3.2 UNDERTAKE STRATEGIC PLANNING THAT WILL ENSURE BALANCED GROWTH AND LIVEABILITY

The Principal Activities that help deliver this strategy are:

- 3.2.1** Ensure our strategic framework and vision are contemporary and informs our land use planning and advocacy.
- 3.2.2** Facilitate appropriate land use outcomes for our city that are consistent with our Local Strategic Planning Statement.
- 3.2.3** Influence state planning policies and legislation to ensure it responds to our land use vision and the needs of our community.
- 3.2.4** Ensure services, facilitates and infrastructure meet the needs of a growing population through the contributions framework.
- 3.2.5** Provide advice and maintain a contemporary planning framework of land use and statutory plans.
- 3.2.6** Facilitate and plan for housing diversity and liveability.
- 3.2.7** Guide sustainable quality development outcomes for the community through expert advice, transparent, efficient assessment, policy input and continuous improvement.
- 3.2.8** Help minimise impacts on the environment from unauthorised activities.
- 3.2.9** Ensure privately owned swimming pools are safe and healthy.

Highlights

- Four of the five strategy components of the Places of Penrith Strategic Framework have been finalised: the Employment Lands Strategy, Green Grid Strategy, Local Housing Strategy and Rural Lands Strategy.
- Council continued to assess and progress planning proposals actively:
 - The Glenmore Park Stage 3 Planning Proposal was made as Amendment 30 to Penrith LEP 2010 on 30 June 2023.
 - The Orchard Hills North Planning Proposal was made as Amendment 29 to Penrith LEP 2010 on 30 June 2023.
 - The Planning Proposal for 61-79 Henry Street was endorsed for plan-making on 20 March 2023 subject to a VPA being executed.
 - The Planning Proposal for Mamre West Stage 2 is currently on hold.
- The Planning Proposal for Luddenham Road was on public exhibition until 6 February 2023. Officers are working with proponents and Sydney Water on the availability of water infrastructure.
- A Planning Proposal for the Westfield Penrith was endorsed for Gateway on 29 May subject to a Letter of offer being received.
- The Planning Proposal for 1-4 Old Bathurst Road was issued a Gateway to NOT Proceed on 15 June 2023.
- The Affordable Housing Contribution Planning Proposal for GP3 and OHN was made on 9 June 2023.
- Council made contributions to:
 - the amendments to State Environmental Planning Policy (Housing) 2021 - Explanation of Intended Effect
 - Explanation of Intended Effect: Special Flood Considerations Clause and Draft Shelter-in-Place Guideline
 - Penrith Lakes SEPP Amendments - The masterplan cannot progress until the Structure Plan for Penrith Lakes is developed and exhibited. A submission was made to the SEPP Amendments. The SEPP Amendments have now been made.
 - St Marys Release area Amendment 3 - Council Officers requested additional information in May 2022 to progress the Precinct Plan Amendment. This information was received on 30 September 2022. However, on 1 March 2022 Lendlease submitted for ministerial determination, under Clause 6.15 of State Environmental Planning Policy (Precincts - Western Parkland City) 2021. We wrote to the Department of Planning and the Minister about the unresolved issues relating to Fill/Subsidence, Flood and Flood Evacuation, including broader state policy concerning flooding.
- Council has participated and provided feedback on behalf of the community on the State led Rezoning for Orchard Hills South.
- The following development contribution plans have been endorsed:
 - s7.11 Plan for Orchard Hills North
 - s7.11 Plan for Glenmore Park Stage 3
 - The following development contribution plans are currently being worked on:
 - Preparation of s7.12 Plan for Western Sydney Aerotropolis. This plan will be reported to Council later in 2023 for endorsement.
 - Review and update local and district open space and community facilities contributions plans.
 - Preparation of an amendment to the Mamre Precinct Development Contributions Plan.

- For the 2022–23 year, the average Development Assessment (DA) determination timeframe was 104 (gross) days with a median of 56 Days. Over 800 applications were received for the full financial year with around 4% more applications determined than received and an additional 14% withdrawn. The total cost of work determined is over \$1.2 Billion. Pre-lodgement, Heritage Advisory, Heritage Assistance Funding and Urban Design Review services continue to provide improved outcomes.
- For the 2022–23 financial year Council received 758 complaints relating to unauthorised activities, with 503 resolved through investigation and 191 regulatory and penalty notices being issued.
- Council continued its regulatory and compliance functions under the Swimming Pool Act. During the reporting period Council:
 - undertook 766 inspections of swimming pools.
 - received 52 referrals from accredited certifiers of non-compliant swimming pools.
 - received 129 applications for Certificates of Compliance or Non-compliance.
 - issued 222 Certificates of Compliance.

Additional highlights are in the “HOW DID WE DO” section.

Challenges

- There is limited work being done by the Department of Planning and Environment limiting our ability to contribute.
- The NSW Planning Portal and substantial legislative and policy change continue to challenge resourcing assessment systems, processes and administrative improvements.
- Council continues receiving large complaints relating to new developments, earthworks, building works to existing premises and unauthorised business activities on residential and rural premises.
- Council is experiencing a constant increase in demand from pool owners requesting a Certificate of Compliance or Certificate of Non-compliance for their residential swimming pool.





STRATEGY 3.3 WORK WITH PARTNERS TO DEVELOP PLANS THAT SUPPORT THE NEEDS AND INTERESTS OF OUR COMMUNITY

The Principal Activities that help deliver this strategy are:

- 3.3.1** Support and influence tri-government strategic planning in the Western Parkland City by responding to the City Deal commitments.
- 3.3.2** Work with government to develop strategic plans for priority precincts within the Greater Penrith to Eastern Creek Growth Area.
- 3.3.3** Support the work of the Federal and State Government in delivering Sydney Metro Western Sydney Airport in time for the opening of the Western Sydney Airport.
- 3.3.4** Certify future public assets being delivered as part of development.


Highlights

- Council continued collaborating with Government to develop strategic plans and respond to City Deal commitments.
- The Greater Penrith to Eastern Creek (GPEC) draft Strategic Framework and Orchard Hills Discussion Paper were released in November 2022. Council provided submissions to these documents in February 2023 and will continue to collaborate with the State Government in this area. The GPEC Strategic Framework was finalised on 30 June 2023 with the Orchard Hills Precinct Plan draft yet to be released.
- Council continued to work closely with Sydney Metro and other State Government agencies on the delivery of the Sydney Metro - Western Sydney Airport line.
- Council continued to deliver assets associated with the major urban subdivision release areas of Caddens, South Werrington Urban Village and Glenmore Park and within the industrial precincts of Erskine Business Park and Kemp's Creek.

Additional highlights are in the "HOW DID WE DO" section.

OUTCOME 4

We manage and improve our built environment



What have we done over the past six months?

The following indicators help to measure the effectiveness of Council's activities in delivering the strategies included in this outcome.

4.1.1 Work with relevant authorities to ensure adequate arterial road infrastructure and public transport services	Number of submissions made to Transport for NSW on state-based projects	2
	Number of requests made to Transport for NSW for improved services and infrastructure	1
4.1.2 Improve the amenity of Council owned public transport assets	Number of Council owned public transport assets renewed	0
4.1.3 Help ensure efficient and fair use of parking spaces across the City	Number of overstay parking offences processed	15,601
	Percentage of parking complaint vehicles	67%
	Percentage of parking overstayed	33%
	Average length of time cars overstayed parking time limit	No data available

4.1.4 Provide technical advice on parking issues and plan for the delivery of parking infrastructure	Percentage of requests for advice on parking issues/ infrastructure responded to within agreed timeframes.	100%
4.2.1 Provide technical advice and work collaboratively with stakeholders to development and implement road safety programs	Number of road safety programs developed and implemented	4
	Number of participants in Road Safety programs	1,750
	Percentage of Road Safety programs successfully completed within timeframes.	100%
4.2.2 Improve the amenity of the City's roads, pathways and drainage network	Kms of new pathways constructed	1.06
	M ² of roads resurfaced	36,264
	M ² of roads reconstructed	33,522
	Number of pothole complaints received	718

4.2.3 Design and deliver Council's major capital projects	Number of major capital projects	68
	Number of major capital projects completed	43
	Number of major capital projects progressing as on track	19
4.3.1 Manage and facilitate the use of community, sport, recreation and open space facilities	Number of bookings of community facilities	7,622
	Number of participants at bookings of community facilities	190,900
4.3.2 Plan for community facility, sport, recreation, play, open space infrastructure provision and support project delivery	Number of community facility, sport, recreation, play, open space infrastructure projects developed	10
	Number of community facility, sport, recreation, play, open space infrastructure projects delivered	14
	Number of community facility, sport, recreation, play, open space infrastructure actions developed	No data available
	Number of community facility, sport, recreation, play, open space infrastructure actions delivered	7

4.3.3 Improve the amenity of the City's sportsgrounds, parks and open spaces	Percentage of sportsground, parks and open space maintenance delivered as programmed	50%
4.4.1 Improve the amenity of the City's public spaces	Number of complaints received about the City's public spaces	2,630
	Average time (Days) to respond to offensive graffiti	1
	Average time (days) to respond to non-offensive graffiti	3
	Average time (days) to respond to open space safety issues	1
4.4.2 Help make our public spaces and community facilities safe and pleasant places to be	Average time (days) to respond to open space non-safety issues	5
	Average time (hours) to respond to public toilets complaints	2
	Number of complaints responded to within service levels under Compliance and Enforcement Policy	5,085

STRATEGY 4.1 PLAN AND MANAGE SUSTAINABLE TRANSPORT INFRASTRUCTURE AND NETWORKS TO MEET CURRENT AND FUTURE COMMUNITY NEEDS

The Principal Activities that help deliver this strategy are:

- 4.1.1** Work with relevant authorities to ensure adequate arterial road infrastructure and public transport services.
- 4.1.2** Improve the amenity of Council owned public transport assets.
- 4.1.3** Help ensure efficient and fair use of parking spaces across the City.
- 4.1.4** Provide technical advice on parking issues and plan for the delivery of parking infrastructure.

Highlights

- Council continued to advocate the State on several key arterial road projects: Mulgoa Road, The Northern Road, Mamre Road, Werrington Arterial, and Castlereagh Freeway.
- Council continued to provide both reactive and scheduled maintenance services that improve the amenity of Council's owned public transport assets.
- Council has 1,683 electronic parking sensors to monitor on-street and Council car park compliance in the Penrith CBD. Parking Rangers continued to patrol the CBD daily to promote compliance with parking restrictions. In the last six months, sensors recorded 1,180,451 occupied hours with a monthly average occupancy rate of 69% and a monthly average compliance rate of 70%.
- Planning continues to progress on developing a decked carpark in the Penrith City Centre.

Additional highlights are in the "HOW DID WE DO" section.

STRATEGY 4.2 PLAN FOR AND MAINTAIN ACCESSIBLE, SAFE AND HIGH-QUALITY INFRASTRUCTURE

The Principal Activities that help deliver this strategy are:

- 4.2.1** Provide technical advice and work collaboratively with stakeholders to development and implement road safety programs.
- 4.2.2** Improve the amenity of the City's roads, pathways and drainage network.
- 4.2.3** Design and deliver Council's major capital projects.

Highlights

- During the reporting period Council undertook several road safety education programs. These include child restraint check days, learner driver workshops, Community and Road Safety programs, and road safety presentations to vulnerable user groups.
- Council continued to provide reactive and scheduled maintenance services that improve the amenity of Council's roads, pathways and drainage network. Please refer to the "How did we do" section for more details.
- Council continued to progress city shaping and transformational projects across LGA at various phases of project development ranging from planning, design development, on-site construction and assets handover. Significant progress has been made and the delivery program is on track with an injection of WestInvest funding. Please refer to the "How did we do" section for more details.

Additional highlights are in the "HOW DID WE DO" section.

Challenges

- Significant adverse weather conditions led to increased potholes and pavement failures, which required additional funds and temporary movement of existing staff to maintain damaged road infrastructure.

STRATEGY 4.3 PLAN FOR, MAINTAIN AND PROVIDE SPACES AND FACILITIES THAT SUPPORT OPPORTUNITIES FOR PEOPLE TO PARTICIPATE IN RECREATIONAL ACTIVITIES

The Principal Activities that help deliver this strategy are:

- 4.3.1** Manage and facilitate the use of community, sport, recreation and open space facilities.
- 4.3.2** Plan for community facility, sport, recreation, play, open space infrastructure provision and support project delivery.
- 4.3.3** Improve the amenity of the City's sportsgrounds, parks and open spaces.

Highlights

- Council continued to manage and facilitate the use of community, sport, recreation and open space facilities by:
 - ensuring Ongoing management of cleaning contractors for 42 community facilities are cleaned regularly
 - undertaking regular inspections
 - supporting three volunteer management committees with operational matters and holding regular meetings
 - maintaining the volunteer pool for Jordan Springs Community Hub through regular training and meetings
 - reopening of St Marys Community Centre after a 12-month renovation period
 - Assessing and evaluating 15 EOI applications for a new online venue management system.
 - processing and managing applications for 529 private functions and 167 casual hire bookings in Community Facilities
 - supporting Community Facilities Regular Hirers with 6,926 bookings
 - supporting and liaison with community facility regular hirers with bookings, maintenance, and other operational issues
 - coordinating the Community Facilities Improvement Program, with the purchase of tables, chairs, table and chair trolleys, and curtains
 - implementation of signage project for community, and sporting field facilities
 - facilitating user group relocations due to Building Asset Renewal upgrades, and sporting field amenity upgrades

- facilitating handover and operational requirements for new/refurbished facilities including:
 - Harold Corr Synthetic Athletics Track
 - Bill Ball Oval Amenities
 - Parker Street Reserve Amenities
 - facilitating handover and operational requirements for Floodlighting projects including:
 - Boronia Park
 - Hickeys Park
 - supporting clubs and associations with 9,344 regular seasonal bookings
 - processing and managing applications for 32 Special Events, 361 Casual bookings, and 230 schools and carnival bookings
 - processing of 19 applications for Representative Sports Travel Donations
 - receiving almost 6,000 phone calls for community, sports, and recreation facility bookings and enquiries.
- Council continued to deliver on its actions in the Sport and Recreation Strategy. Works included:
 - Explorers Way playspace, St Clair has commenced construction.
 - Glengarry Drive playspace, Glenmore Park, has been completed.
 - Trinity Drive Reserve, Cambridge Gardens, project is near completion; the junior playspace and skate and scooter facility are open. The parkour areas and traversing wall require additional work to complete final certification and are programmed to be open by the end of September.
 - Cook Park, St Marys Outdoor Health and Fitness is open providing a variety of cardio and strength equipment for the community to use.
 - Several key sports projects have been progressed with seven projects completed including:
 - Parker Street Reserve Precinct upgrade including new amenities, floodlighting and field surface upgrades.
 - Harold Corr Synthetic Athletics Track and Field Event Facility,
 - Amenities upgrades at Bill Ball Oval, St Marys and Eileen Cammack, Jamisontown.
 - Surveyors Creek Softball Complex Diamond 1 surface and dug-out upgrades.
 - Floodlight upgrades at Allsopp Oval, Cambridge Park.

Additional highlights are in the "HOW DID WE DO" section.

Challenges

- Impact of extreme weather on our sports grounds, parks and open spaces.

STRATEGY 4.4 ENSURE OUR PUBLIC PLACES ARE CLEAN, SAFE, SHADED, SECURE AND ACCESSIBLE

The Principal Activities that help deliver this strategy are:

- 4.4.1** Improve the amenity of the City's Public spaces.
- 4.4.2** Help make our public spaces and community facilities safe and pleasant places to be.

Highlights

- Council continued to provide reactive and scheduled maintenance services that improve the amenity of the City's public spaces.
- Council's Rangers continued to respond reactively to allegations of unlawful activities. Rangers continued routinely investigating overgrown properties, illegal dumping, abandoned vehicles/articles, illegal burning, illegal advertising, street vending and illegal parking (including school zone enforcement).

Additional highlights are in the "HOW DID WE DO" section.

Challenges

- There has been an increased demand for Ranger resources over the last 12 months, which is expected to continue.





OUTCOME 5

We have open and collaborative leadership



What have we done over the past six months?

The following indicators help to measure the effectiveness of Council's activities in delivering the strategies included in this outcome.

5.1.1 Ensure our community is actively informed about Council's news and activities	Number of digital interactions with community	1,042,727	5.3.2 Ensure Council's information technology is contemporary and meets the needs of the organisation and the community	Number of ICT enabled projects with a measure of benefits realised	No data available
	Number of non-digital interactions with the community sharing Council news and activities	2		Number of Service desk requests	5,315
5.1.2 Provide a quality customer experience through the contact centre and front counter in line with the customer promise	Number of calls received	74,833	5.3.3 Support financial sustainability through financial planning and budget management and provide accurate reporting to the community	Average time (days) to close Service desk requests	2
	Percentage of calls answered within 2 minutes	85.55%		Financial Performance vs Budget – variation %	75
5.2.1 Manage Council's community engagement framework	Number of Community Engagement Activities delivered	No data available	5.3.4 Ensure our Integrated Planning and Reporting responsibilities are met	Number of Operational Plan Actions	117
5.3.1 Provide property services and manage community and commercial requests for the use of Council owned or controlled land	Number of requests for property services received	No data available		Number of Operational Plan actions progressing as on track or completed	98
	Percentage of requests for property services completed within agreed service levels	No data available			



5.3.5 Support and drive the organisation in identifying business improvement opportunities and service reviews	Number of service reviews completed	0
	Number of business improvement initiatives delivered	12
5.4.1 Reduce Council's reliance on rateable income, by delivering property projects to achieve financial returns or significant value to Council and the community	Number of Property Projects	No data available
	Return on investment (ROI) of Projects	No data available
5.4.2 Realise the potential of land and property assets by focusing on operational and commercial sustainability of Council's Property Portfolio	Percentage of property at or above Return on investment (ROI)	No data available
5.4.3 Manage Council's assets to minimise risk, reflect lifecycle costs and meet community needs	Percentage of asset management plans that are current	100%

5.4.4 Enhance the engagement and performance of our employees so that our organisation can thrive and deliver high quality outcomes for the community	Percentage of staff turnover	5%
	Average number of days where unplanned leave was taken per employee	9
	Percentage of employee satisfaction	73%
	WHS - Number of Near-Misses	16
	WHS - Number of Lost Time Injury	41
	WHS - Number of First Aid treatable incidents	134
	WHS - Number of medically treatable incidents	19
	WHS - Number of equipment/property damage incidents	19
	WHS - Number of workers compensation with no LTI incidents	9
	WHS - Number of hazards reported	22
WHS - Number of workers compensation claims	53	

STRATEGY 5.1 COMMUNICATE EFFECTIVELY WITH THE COMMUNITY ABOUT THE PROGRAMS AND SERVICES PROVIDED BY COUNCIL

The Principal Activities that help deliver this strategy are:

- 5.1.1** Ensure our community is actively informed about Council's news and activities.
- 5.1.2** Provide a quality customer experience through the contact centre and front counter in line with the customer promise.

Highlights

- Council continued to communicate using multiple digital and non-digital channels to connect and engage the community on Council's news and activities.
- Engagement across non-digital activities for the period 1 January to 30 June 2023 include media relations (41 media releases), speeches (48), advertising, promotional collateral (flyers, posters, street decals), billboard advertising and our quarterly community newsletter publication, Our Place.
- Other activities include our weekly Corporate News Page (Western Weekender) and our quarterly Our Place – Community Newsletter, delivered to every household in the Penrith LGA four times a year.
- Notable campaigns during this period delivered by the Communications Team include Coreen Avenue Upgrade, Starburst Film Festival, St Marys Cinema, Mayoral Charity Ball, Waste (Chemical Cleanout Day / Textiles Drop Off Day / Recycle Your Bicycle event), Trees for Mum, Draft Operational Plan, Dunheved Road Upgrade Update, DV Safe Phone campaign, St Marys Lights Up Event, and Penrith Producers.
- Engagement across Council's digital channels for 1 January to 30 June 2023 includes 950,459 page views (780,924 unique page views), an average time on the page of 2:13 minutes. The top 5 pages viewed were Bulky Waste, Careers, Waste Collection Schedules, Search and Rates. There were 28,857 visits to the Your Say Penrith site, with 486 community contributions received. Council's social pages were similarly active, with a combined reach of 5,411,656 million, which includes 33,085 link clicks, 19,957 reactions, 5,061 comments and 4,822 shares.

- Enhancements to Council's websites include the addition of a new accessibility plugin called 'AccessiBe' to the Your Say Penrith website to enable site users to adjust their display to suit their needs. The Corporate website platform was upgraded from Joomla 3 to Joomla 4 and moved from Google Analytics 3 to Google Analytics 4. And a translation tool was introduced to the Have Your Say platform to allow users to translate the site into one of the top 10 languages spoken in the Penrith LGA.
- During the last six months, Council's Customer Experience team achieved a Service level of 80% of calls answered within two minutes.
- We achieved a coaching quality score of 95%, a customer satisfaction score of 96% for our after-call surveys and an average evaluation score from our front counter Mystery shoppers of 92%.

Additional highlights are in the "HOW DID WE DO" section.

STRATEGY 5.2 ENCOURAGE COMMUNITY PARTICIPATION IN COLLECTIVE DECISIONS AND INITIATIVES

The Principal Activities that help deliver this strategy are:

- 5.2.1** Manage Council's community engagement framework.

Highlights

- Council's Community Engagement Policy was adopted in December 2022. The toolkit that translates the policy into an operation is currently being developed.

Additional highlights in the "HOW DID WE DO" section.

STRATEGY 5.3 DELIVER AN EFFICIENT, TRANSPARENT AND ACCOUNTABLE SERVICE TO THE COMMUNITY

The Principal Activities that help deliver this strategy are:

- 5.3.1** Provide property services and manage community and commercial requests for the use of Council owned or controlled land.
- 5.3.2** Ensure Council's information technology is contemporary and meets the needs of the organisation and the community.
- 5.3.3** Support financial sustainability through financial planning and budget management and provide accurate reporting to the community.
- 5.3.4** Ensure our Integrated Planning and Reporting responsibilities are met.
- 5.3.5** Support and drive the organisation in identifying business improvement opportunities and service reviews.

Highlights

- Council continued to assist stakeholders regarding using Council public land and issuing owner's consent for development involving Council land.
- Council continued to deliver on a number of digital transformation projects. These projects further leveraged the implementation of our Dynamics 365 platform (Customer Connect CRM) and Customer Promise initiatives,
- Several Information Technology infrastructure projects were executed to enable effective ongoing business operations. These projects included:
 - development of a Portfolio Management solution for our Property Development department within the Dynamic 365 platform, enabling the department to efficiently manage contracts, rent reviews, outdoor permits and customer interactions.
 - implementing Customer Connect CRM for Children Services administration team to provide them with a centralised platform for managing enquiries and requests; this project also enabled integration with Hub Hello our Childcare system to ensure a natural flow of information into core council systems.

- updating the NSW E-planning integration to use the new version of the API (API v2) for Development Applications; this project ensured council is using the latest version of technology when integrating with the NSW planning portal.
- Integrating our Customer Experience Telephony solution (CX1) with Customer Connect CRM enabled a caller's record to be identified within our Customer Connect CRM system and load their CRM account on the screen when a call is answered.
- migration of telecommunication services has been completed along with the cancellation of the more expensive services that were replaced.
- Council continued its Cyber Security Awareness journey under the SafeConnect branding by conducting a Phishing simulation exercise, and releasing a brand-new Cyber Security Awareness e-learning module for our staff.
- Financial Planning, Budget Management and accurate reporting were delivered to the community through Long Term Financial Plan reports, Monthly, Quarterly and six-monthly reporting, Financial Implication reporting and Audited Financial Statements.
- All Council's Integrated Planning and Reporting responsibilities have been fulfilled by adopting the December 2022 Organisational Performance report in February 2023, and the 2023-24 Operational Plan in June 2023.
- Work has continued to progress on many business improvement projects. During this period, Council's response to the Office of Local Government's service review mandate has been designed as our LEAP (Leading Excellence and Performance) program, which is a four-year program of cross-functional service improvements, including Project Management, Grants/Electoral Commitments, Internal Referrals, Corporate Functions, Sustainable initiatives, Community Compliance, Asset Handover and holding space for emerging priorities.

Additional highlights are in the "HOW DID WE DO" section.

Challenges

- Funding capacity, increasing costs, supply chain issues, and wet weather impacting project budgets.

STRATEGY 5.4 PLAN FOR AND MANAGE CITY RESOURCES FOR CURRENT AND FUTURE GENERATIONS

The Principal Activities that help deliver this strategy are:

- 5.4.1** Reduce Council's reliance on rateable income, by delivering property projects to achieve financial returns or significant value to Council and the community.
- 5.4.2** Realise the potential of land and property assets by focusing on operational and commercial sustainability of Council's Property Portfolio.
- 5.4.3** Manage Council's assets to minimise risk, reflect lifecycle costs and meet community needs.
- 5.4.4** Enhance the engagement and performance of our employees so that our organisation can thrive and deliver high-quality outcomes for the community.

Highlights

- Council has decided to return 158-164 Old Bathurst Road to the market. Council aims to appoint a real estate agent to sell the site in August 2023. The profit from this project will supplement the funding of the operation, management, maintenance and capital requirements for Council's other services.
- The Erskine Park Urban Reinvestment Project is progressing, with six residential subdivision DA's now determined by the Local Planning Panel. Detailed civil and services design for the sites has commenced. The project's next stage is subdivision construction, expected to start in mid-2023.
- Council continued progressing requests for property services, including leases and licenses and outdoor dining permits.
- A major project to capture Open Space Asset condition data is underway. A program of AUSPEC inspections of council assets is also being undertaken.
- Council have continued to progress through the activities under the People Strategy including developing a Safety Strategy, creating a Talent Attraction and Recruitment Strategy, rolling out leadership development, building Council as a Child Safe Organisation, continuing to roll out Council's internal Capability Framework for all People Leader's and undertaking initiatives to strengthen our health and wellbeing.

Additional highlights are in the "HOW DID WE DO" section.

Challenges

- Ongoing issues of flood-related asset damage have required diversion of resources away from scheduled inspections, data collection and data analysis.



Corporate Enablers

Council has internal enabling services to ensure that all legislative requirements are met, and the organisation is running efficiently. These costs are included in Outcome 5 for budgeting purposes, but the services, highlights and challenges for these activities in the period are listed here.

These enabling services include:

- Maintain and support Council's Corporate Business Information Management systems.
- Administer and promote a consistent approach to risk through the Risk Management Strategy.
- Undertake the audit program as agreed with the Audit Risk and Improvement Committee (ARIC) to ensure Council's operations are ethical and efficient.
- Provide legal advice and litigation services to Council.
- Manage access to information requests.
- Support and drive the organisation in effectively managing, governance and reporting projects and initiatives.
- Promote ethical behaviour through awareness and advice, and manage investigations of alleged corruption, maladministration or breaches of the Code of Conduct.
- Participate in reviews and forums and make submissions that affect the community with respect to local government governance.
- Manage Council's meeting calendar, process, and business papers to ensure open and fair decision-making.
- Manage our mapping, data and geographical information systems to meet the organisation and community needs.
- Undertake activities associated with managing asbestos, other environmental management activities and risk and compliance reviews across the City Service Division.
- Provide support to the Mayor, Councillors and the Leadership Team
- Optimise using Council's fleet, plant and equipment to minimise risk and reflect lifecycle cost.
- Ensure information management systems (people, processes and technology) comply with statutory requirements.

Highlights

- Council's Enterprise Resource Planning (ERP) software continued to provide the means necessary to manage the organisation's financial, asset, and property and rating information. Work has progressed to modernise the system by going out to market for a new ERP to streamline the experience for employees and customers further.
- Council's Governance team have investigated and coordinated a number of investigations around unethical behaviour during this period. A fraud and corruption awareness course was also distributed to the organisation for completion.
- Council made a submission on Councillor remuneration to the Office of Local Government.
- Council continued to ensure legislative requirements are met concerning meetings and access to public meetings for members of the public and Councillors alike. Access is provided in person and through online avenues, including webcasting. In addition, Council ensures that all minutes are kept and published correctly.
- Between 1 January 2023 to- 30 June 2023, 86 asbestos matters were managed by Council. This comprised 65 asbestos incidents, one environmental investigation, 12 Asbestos Management Plans/ Hazardous Materials Reports being prepared, and 8 Asbestos Summaries. 97% of asbestos incidents were responded to within 4 hours, and 100% responded to within 24 hours (during regular business hours). Also, 70 environmental management inspections of contaminated sites were completed.
- Council staff continued to provide administrative and strategic support in a timely manner to the Mayor and Leadership Team.
- During the six-month reporting period Council undertook the six-monthly operational risk and legislative compliance review across all departments in accordance with the Enterprise Risk Management Framework. The outcomes of the risk review were reported to the Leadership Team and Audit, Risk and Improvement Committee in March 2023.
- Four audits and reports were finalised and issued with a further four in progress.
- Council managed 370 litigated matters between 1 January to 30 June 2023, and completed 223 requests for legal advice.
- Council completed 29 formal GIPA applications and 880 informal GIPA applications during the reporting period.
- Council began building a Project Management software solution after finalising a Tender process in 2022. This software will support the Project Management Framework by providing organisation-wide tools for project management and reporting on the status of all projects n by the organisation.

Additional highlights are in the "HOW DID WE DO" section.

Challenges

- The amount of asbestos in the city and managing related matters and incidents.
- Ongoing delay in the industry for the supply of parts and new plant and vehicles, due to the lingering impacts of COVID-19.



FINANCIAL SERVICES MANAGER'S REPORT

Executive Summary

This report covers the final quarter of the 2022–23 financial year. Details of significant variations, Reserve movements, and the status of Council's Operating and Capital projects compared to Budget, are included in this document.

Council projected a balanced Budget in the adoption of the Original 2022–23 Operational Plan. Prior to allocations the year-end result as at 30 June 2023 is a favourable surplus of 3.7 m. After a proposed allocation to the Financial Management Reserve of \$3.7m to provide Council with the capacity to respond to emerging priorities in 2023–24 onwards, the year end result is balanced in line with the Budget.

During the final quarter of 2022–23 the variations to Budget were mainly favourable including increased Interest Income (\$2.3m), increased Opening Permit fees (\$375k) decreased Employee Costs (\$827k), and a reduction in contingency funds required for S7.11 Plans in Deficit (\$207k). These favourable variations were partially offset by increased expenditure on Drainage Maintenance (\$418k) and Public Spaces Maintenance (\$602k).

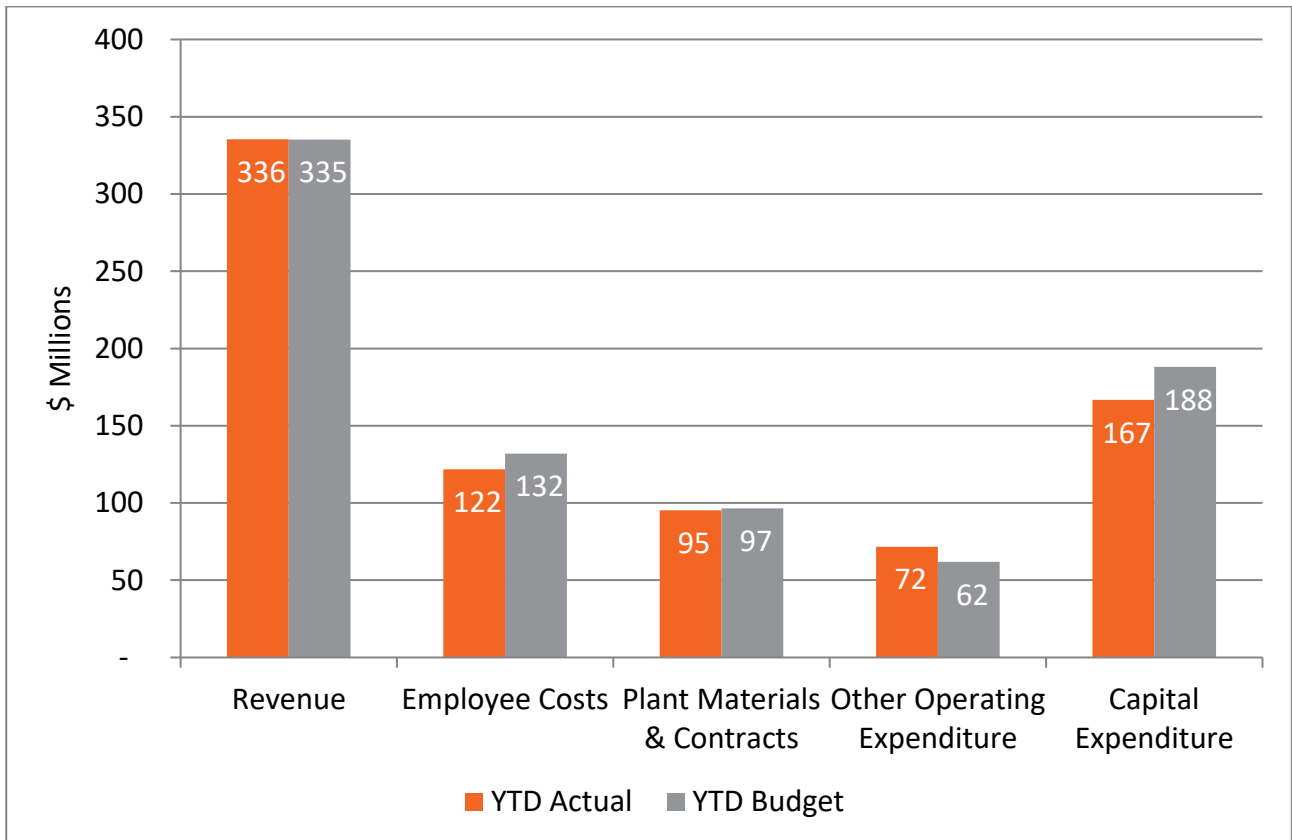
The favourable prior to allocations 2022–23 end of year surplus (\$3.7m) is proposed to be transferred to the Financial Management Reserve. This allocation provides capacity to respond to any current and emerging priorities, including challenges identified in the latest iteration of Council's Long Term Financial Plan which forms part of Council's adopted Operational Plan. It is also important to understand that whilst Council has managed a balanced budget, the Council still projects Operating Result deficits before capital grants and contributions predominantly due to depreciation which can be linked to Council's asset maintenance and renewal requirements.

In addition to these adjustments, a total of \$27m of Capital and Operating Project Revotes are proposed in this June 2023 Quarter Review, as the works have not been completed in the 2022–23 financial year. These revotes are detailed further in this report.

All actual figures are draft at this stage and are subject to end-of-year adjustment, external audit checking and confirmation. Once finalised the Draft 2022–23 Financial Statements will be presented to the Ordinary Meeting of the Council on 23 October 2023 for signing and forwarding to the auditors. The audited Financial Statements will be presented on the 20 November 2023, which will include a detailed explanation of Council's audited financial position.

The following graph compares Council's Actual results to Budget expectations by Category:

Actual vs Budget Comparison – June 2023



Budget position

This Review recommends a number of both favourable and unfavourable adjustments to the adopted Budget for 2022-23. The year-end Budget result as at 30 June 2023 is a balanced position after a proposed allocation to the Financial Management Reserve of \$3.7m to provide Council with the capacity to respond to emerging priorities in 2022-23 onwards. A list of variations greater than \$20,000 is included in this report.

Some of the more significant variations are outlined below with their impact on the budget position (F – Favourable, U – Unfavourable and A – Allocation).

Budget variations that impact on the projected Budget position

Road Opening Permit Fee \$374,689 F

The surplus across the roads related fees and charges income is attributed towards strong construction and development activity, and efficient back-of-house processing following the restructure of the Asset Restoration team. These factors have helped drive higher demand for permits, while the restructured team improved efficiency and permit turnaround.

Drainage Maintenance \$417,787 U

After the declared flooding event, Council has diligently ensured all safety requests throughout the financial year were addressed across its expansive civil infrastructure network. Whilst every effort has been made to maximise its claimable benefits against the NSW Natural Disaster Essential Public Asset Restoration Program, these costs represent those that are beyond the scope of the assistance program.

Public Spaces Maintenance \$602,456 U

In 2022-23 Public Spaces Maintenance has seen a significant increase in contractor costs, particularly for tree maintenance and management contractors due to an increase in the number of trees being identified for pruning or removal by Councils arborists, and to a lesser extent increases in water costs, electricity costs electrical repairs and plant costs. Salary savings reduced the overall impact to General Revenue.

Interest on Investments \$2,265,707 F

The favourable variance and increase of \$2.3M in Interest Earned is brought about by the expansion in Council's average investment portfolio and the rapid (and consecutive) rise in RBA's cash rate in 2022-23 Financial Year; which has a direct impact on the return on investment result. From the time the projection was calculated, there has been a 25.5% increase in Council's average investment portfolio - being, \$177.8M (2021-22 Portfolio Average) to \$223.2M (2022-23 Portfolio Average). Mainly due to increased Reserve balances across all reserve categories. Simultaneous to this change, the RBA had increased the official Cash Rate eleven (11) times, from the time the Council had calculated the 2022-23 Interest on Investment projections in June 2022. The RBA's increase to the cash rate resulted in favourably higher interest rates being offered for new and re-investment of maturing term deposits and floating rate notes throughout the 2022-23 Financial Year.

Transfer to Financial Management Reserve \$3,691,671 A

The development of the annual 2023-24 budget each year requires a number of assumptions to be made in relation to both expenditure and income that are dependent on factors outside of Council's control. To safeguard against movements in these assumptions and forecasts it is proposed that the 2022-23 Budget surplus of \$3,691,671 be transferred to Reserve. In addition, this allocation will provide capacity to respond to some current and emerging priorities, including some of the priority resource requests.

Net Salary Costs \$827,321 F

During the first three quarters of the year, salary savings (predominantly from staff vacancies) of \$0.9m were identified and retained in the Employee Cost budget to offset any additional costs and assist in year-end balancing of this expenditure category. In the final quarter these salary savings were combined with the provision for retirement/resignations, with on-cost recovery adjustments, and the movement in employee leave entitlements calculated as part of the end of year process and resulted in an overall \$827,321 net favourable impact on Employee Costs.

Other Budget variations with no impact on the surplus

The June 2023 quarter also includes budget variations with no impact on the Budget surplus since they have an alternative internal funding source or are funded by Reserves. The more significant of these variations are detailed below:

Domestic Waste Income – Decrease of \$259,000 (Reserve)

Service numbers, and therefore income, are closely related to residential growth. The 2022-23 waste model projected slightly higher growth than has actually occurred during the year.

Interest on Reserves – Increase of \$982,375 (Reserve)

Interest received on reserves has increased due to the expansion in Council's average investment portfolio and the rapid (and consecutive) rise in RBA's cash rate in the 2022-23 Financial Year which has had a direct impact on Council's return on investments.

Developer Contributions – Decrease of \$596,452 (Reserves)

Contributions were not received for Glenmore Park Stage 2 and the District Open Space Plan as development did not progress as predicted. This is somewhat offset against some significant contributions received earlier than anticipated for industrial/commercial development resulting in additional contributions being received for S7.12 Non-Residential Development. In addition, contributions for infill developments proceeded earlier than first anticipated and has resulted in additional contributions being received for the Local Open Space Plan.

Applications to Amend Local Environmental Plans (LEP) – Decrease \$211,270 (Reserve)

Council is receiving and will continue to receive, multiple applications for rezoning and other amendments to the LEP. Fees are paid when the application is lodged, and these funds are then held as deferred income until assessment of the application is completed, at which time the funds are recognised as income. This adjustment represents a reduction of income in 2022-23 which will be recognised in future years on completion of the assessment of applications that are currently in progress.

REAL Festival – Decrease \$401,481 (Reserve)

To support the Real Festival Strategy and 10 Year Plan, unexpended project funds are proposed to be transferred to the REAL Festival Financial Management reserve for use on future events.

Planning Proposal Applications to Amend a LEP – Decrease \$223,630 (Reserve)

Expenditure for the assessment of Rezoning Applications was delayed due to projects being delayed for a variety of reasons beyond council officer's control. These funds have been returned to the Rezoning Reserve and will be made available as required to cover costs for the assessment of Rezoning applications which are still in progress.

Waste & Resource Recovery Operational Expenditure – Decrease \$2.8m

Processing and disposal costs including Food Organics and Garden Organics (FOGO) and Residual Waste processing were below estimates due to a trend to drier weather which impacts tonnages for FOGO and a plateau of bulky household waste being generated.

Revotes

In addition to the above adjustments, a total of \$27m of planned Capital and Operating projects are proposed for revote this quarter. The total value of revotes for the year to date is \$43m (including the proposed June Quarter revotes), compared to \$60m in revotes for the same period in 2021-22 with a majority of these figures able to be attributed to accounting for timing changes and fine-tuning for a number of significant projects such as Regatta Park. A full list of revotes is included in this report and further details on major revotes for the June quarter are detailed below.

CAPITAL PROJECTS

Shared Path GWH Emu Plains to Glenbrook - \$837,920 (Grant)

There have been delays in finalising traffic signal design by Transport for New South Wales and completing procurement to engage a contractor for the design and construction of anti-throw protection screens over the railway bridge at Emu Plains. Transport for New South Wales have approved an extension of time to complete the project in financial year 2023-24. This project is fully funded by Transport for New South Wales and is estimated to reach completion by 30 September 2023.

National Blackspot Program - \$1,120,440 (Grant)

- Hewitt Street, Colyton

The project commenced in May 2023 however, a hydrant is required to be relocated before commencing roundabout work in Hewitt Street. Additional time for relocation by a third party is required. Transport for New South Wales have approved an extension of time to complete the hydrant relocation and commence the roundabout construction in the 2023-24 financial year. This project is fully funded by Transport for New South Wales and has a proposed completion date of 30 September 2023.

- Andrews Road, Cranebrook

This project is fully funded by Transport for New South Wales and an extension of time has been approved to finalise the design and complete construction in the 2023-24 financial year. Prioritisation will be given to this project to ensure delivery will occur within the time extension granted. Works are expected to reach completion by 31 October 2023.

- Santley Cres, Derby Street and Bringelly Road, Kingswood

Commencement occurred in June 2023 and is 85% completed. Poor weather conditions resulted in delays to works and additional time is now required to reach project completion. This project is fully funded by Transport for New South Wales and a time extension has been requested to complete this project in the 2023-24 financial year. A revised estimate date of 31 July 2023 has been set.

Regatta Park - Stage 1 and Kiosk - \$3,649,420 (Grant, Reserve)

Latest ground conditions and utility clashes are causing program delays. Pavement and utilities need to be redesigned to avoid clashes, and to mitigate risk of unsuitable ground conditions. Efforts are underway to prevent any additional delays, with this project expecting practical completion by late 2023.

Woodriff Gardens Tennis Amenity Upgrade - \$2,429,990 (SRV)

A redesign of the original scope of works was required at this site due to recent BCA, Flood and Fire regulation upgrades. This delayed the finished building project but will result in compliance with all current regulations. Overall, the extra effort put into complying with regulations will lead to a better outcome for Council and user groups, with the revised completion date being 30 March 2024.

Ched Towns Amenity Renewal & Upgrade - \$1,011,473 (SRV)

The project has experienced delays due to supply constraints of several materials during this period. The project outcomes will still be delivered, and ongoing discussions have been discussed with the community and stakeholders to ensure their needs are being met during these delays. The project is expected to be complete in September 2023.

Great River Walk Nepean Avenue Shared Use Path - \$2,020,739 (Sec 7.11, Grant)

After undertaking initial community consultation and with another round in July, the timing of the project was pushed back to allow for appropriate re-design and notification to the community of the outcomes of both consultations. Further in-depth community consultation was undertaken in July, to ensure all design elements are in keeping with not only the safety considerations of the project, but also the needs of the community and residents of Nepean Avenue. The project is expected to reach completion by 30 June 2024.

Bennett Park St Marys Mixed Recreation Space - \$994,934 (Grant)

The project is ongoing and is set to be delivered across multiple financial years. Detailed planning required during multiple phases ensures multiple risks are being mitigated. Taking these steps will allow more time to engage with the community and stakeholders, to achieve the expectations of the project and ensure methods can be implemented to further mitigate risks associated with the project. The project is expected to be completed in June 2025.

Rates Arrears

Rates arrears assess the impact of uncollected rates and annual charges on Council's liquidity and the adequacy of Councils debt recovery efforts.

Rates arrears as at 30 June 2023 were 5% and are in line with the industry benchmark and down from 5.96% in the March quarter. The decrease is mainly due to a resumption of Recovery action in April 2023, following a hold on legal recovery actions since the pandemic began in March 2020.

Summary

Council's financial position remains sound with a balanced position achieved in 2022-23 after the proposed allocation of funds to the Financial Management Reserve for current and emerging priorities. This Review and the proposed allocations continue to demonstrate Council's commitment to strong and prudent financial management. It is also important to understand that whilst Council has managed a balanced budget, the Council still projects Operating Result deficits before capital grants and contributions predominantly due to depreciation which can be linked to Council's asset maintenance and renewal requirements.



Neil Farquharson
Financial Services Manager

The following statement is made in accordance with Clause 203(2) of the Local Government (General) Regulations 2005.

It is my opinion that the information contained within this report for the quarter ended 30 June 2023 indicates that Council's projected short-term financial position is satisfactory, having regard to the projected estimates of income and expenditure compared to the Original Budget.



Matthew Bullivant
Director – Corporate Services
Responsible Accounting Officer

FUNDING SUMMARY

	Current Budget			Proposed Variances			Revised Budget		
	Services	Untied Income	Total	Services	Untied Income	Total	Services	Untied Income	Total
Operations from Ordinary Activities									
Operating Expenditure									
Employee Costs	(135,637.8)	-	(135,637.8)	8,664.5	-	8,664.5	(126,973.3)	-	(126,973.3)
Interest Charges	(1,233.3)	-	(1,233.3)	(294.5)	-	(294.5)	(1,527.9)	-	(1,527.9)
Depreciation and Amortisation	(47,418.0)	-	(47,418.0)	(9,164.0)	-	(9,164.0)	(56,582.1)	-	(56,582.1)
Materials and Contracts	(99,273.6)	-	(99,273.6)	2,277.9	-	2,277.9	(96,995.7)	-	(96,995.7)
Other Expenses	(13,269.7)	-	(13,269.7)	(484.7)	-	(484.7)	(13,754.4)	-	(13,754.4)
Net (Loss)/Gain from the Disposal of Assets	(554.2)	-	(554.2)	(3,445.9)	-	(3,445.9)	(4,000.1)	-	(4,000.1)
Total Operating Expenditure	(297,386.6)	-	(297,386.6)	(2,446.8)	-	(2,446.8)	(299,833.4)	-	(299,833.4)
Operating Revenue									
Rates and Annual Charges	39,119.9	148,475.6	187,595.5	(255.0)	(510.1)	(765.1)	38,864.9	147,965.6	186,830.5
User Charges and Fees	45,659.4	-	45,659.4	(1,222.1)	-	(1,222.1)	44,437.3	-	44,437.3
Interest Income	2,186.0	2,712.4	4,898.3	1,012.1	2,326.0	3,338.2	3,198.1	5,038.4	8,236.5
Operating Grants and Contributions	9,681.5	2,949.3	12,630.8	4,816.3	12,839.3	17,655.5	14,497.7	15,788.6	30,286.3
Other Revenue	7,853.9	110.0	7,963.9	4,715.8	153.0	4,868.8	12,569.7	263.0	12,832.7
Total Operating Revenue	104,500.6	154,247.3	258,748.0	9,067.0	14,808.2	23,875.3	113,567.7	169,055.5	282,623.2
Result before Capital Grants and Contributions	(192,886.0)	154,247.3	(38,638.6)	6,620.2	14,808.2	21,428.5	(186,265.7)	169,055.5	(17,210.2)
Capital Grants & Contributions	82,807.1	-	82,807.1	(19,610.2)	-	(19,610.2)	63,196.9	-	63,196.9
Operating Result	(110,078.9)	154,247.3	44,168.5	(12,989.9)	14,808.2	1,818.3	(123,068.8)	169,055.5	45,986.8
Funding Statement (Sources & Application)									
Add back non funded items	49,829.7	-	49,829.7	7,498.5	(220.0)	7,278.5	57,328.3	(220.0)	57,108.3
Funds received from Sale of Assets	9,852.9	-	9,852.9	(232.8)	-	(232.8)	9,620.1	-	9,620.1
Loans Received	33,800.0	-	33,800.0	-	-	-	33,800.0	-	33,800.0
Budget (Surplus) / Deficit	-	-	-	-	-	-	-	-	-
Funds Transferred (to)/from Reserves held	65,192.6	(14,917.5)	50,275.0	(13,599.7)	(16,525.8)	(30,125.5)	51,592.9	(31,443.3)	20,149.6
Net Fund Available	48,596.4	139,329.8	187,926.2	(19,323.9)	(1,937.6)	(21,261.5)	29,272.5	137,392.2	166,664.7
Application of Funds									
Assets Acquired	(181,252.9)	-	(181,252.9)	21,036.3	-	21,036.3	(160,216.6)	-	(160,216.6)
Internal Loans	23.4	57.8	81.2	-	(3.5)	(3.5)	23.4	54.3	77.7
Loan Repayments and Advances Made	(6,525.8)	(228.7)	(6,754.5)	-	228.7	228.7	(6,525.8)	-	(6,525.8)
Total Application	(187,755.3)	(170.9)	(187,926.2)	21,036.3	225.2	21,261.5	(166,719.0)	54.3	(166,664.7)
Net Costs funded from Rates & Other Untied Income	(139,158.9)	139,158.9	0.0	1,712.4	(1,712.4)	(0.0)	(137,446.5)	137,446.5	-

Significant Proposed Variations – JUNE 2023

that impact on Council's Budget Position

Account Description	Budget Variance Pos/(Neg)
ANIMAL SERVICES	
Contribution Hawkesbury Pound	
The increase in Pound costs is directly related to a dramatic increase in animal holding periods by the Hawkesbury Companion Animal Shelter (HCAS) in the period January-June 2023. This is the result of a changes to the Companion Animals Regulations requiring Councils to take additional measures to re-home companion animals, as well as HCAS 'No Kill' policy which results in longer holding periods for dogs at the facility.	(128,183)
Animal Control Income	
Additional Companion Animal Commission resulting from a dedicated registration education and enforcement program. This has also resulted in additional fine income.	47,798
TOTAL ANIMAL SERVICES	(80,385)
AQUATIC AND LEISURE SERVICES	
Ripples Revenue	
The last quarter of the year has seen a positive revenue turn in some of Ripples' services and programs delivered. Learn to Swim has remained at a higher participation rate and hasn't experienced the seasonal drop that is expected in the last quarter due to winter sports. General entry for all services has also contributed to the positive result in revenue.	
Ripples will continue to focus more on membership growth, venue/room hire, and retail income which have seen a decline in revenue over the past few quarters due to factors such as staff shortages, relocation of services and forced shutdowns due to asset maintenance and scheduled works. Ripples continues to see an increase in the Senior Memberships, engaging with our most vulnerable communities to continue access to health and wellbeing initiatives.	
	158,600
TOTAL AQUATIC AND LEISURE SERVICES	158,600
CITY ECONOMY AND MARKETING	
City Economy & Marketing Resourcing	
Funds were originally set aside for recruitment and agency costs. As these costs did not occur the funds have been returned to general revenue.	21,576
City Economy and Marketing Operational Expenditure	
Savings achieved after a conservative approach to expenditure on the operational accounts.	23,205
City Economy	
Savings from the City Economy annual program returned to general revenue.	61,332
TOTAL CITY ECONOMY AND MARKETING	106,113
CITY PLANNING	
Applications to amend LEP and DCP	

Council is receiving and will continue to receive, multiple applications for rezoning and other amendments to the LEP. Fees are paid when the application is lodged, and these funds are then held as deferred income until assessment of the application is completed at which time the funds are recognised as income. This adjustment represents a reduction of income in 2022–23 which will be recognised in future years on completion of the assessment of applications currently in progress.

(148,884)

TOTAL CITY PLANNING (148,884)

CITY STRATEGY

Advocacy Program

Savings achieved in the Advocacy Program for 2022–23. As this is an annual program, funds remaining at year end are returned to general revenue.

24,275

TOTAL CITY STRATEGY 24,275

CIVIL MAINTENANCE, RENEWAL AND CONSTRUCTION

Road Opening Permit Fee

The surplus across the roads related fees and charges income is attributed towards strong construction and development activity, and efficient back-of-house processing following restructure the Asset Restoration team. These factors have helped drive higher demand for permits while the restructured team improved efficiency and permit turnaround.

374,689

Roads Reconstruction Program

The annual Roads Reconstruction Program has been completed. During the execution of these works, Council encountered challenges related to supply and contractor availability, leading to some level of cost escalations. Through the implementation of efficient project management practices, Council effectively mitigated the cost variations to less than 5% of the original project budget allocation. This prudent approach reflects Council's commitment to responsible financial management and resource optimisation, ensuring that the impact of unforeseen challenges is minimised while delivering essential road infrastructure improvements to the community.

(64,666)

Installation of Flood Safety System and Gate at Eighth Avenue Llandilo

The Eighth Avenue, Llandilo project is on hold until the Betterment Funding application outcome is known. If additional funding is secured, automated signs and gates will be installed, ensuring improved safety and efficiency. Otherwise, the project will proceed with the already available budget, installing manually operated signs and gates. Flexibility in project planning demonstrates Council's commitment to optimising resources for the community's benefit.

30,900

Shared Pathways

Scheduled projects, including Leonay Parade, Frager Avenue, and Park Avenue, have all been successfully completed according to the initial budget and plan. As a result, since no additional projects remained for completion, there are now savings from the project.

30,951

Drainage Maintenance

After the declared flooding event, Council has diligently ensured all safety requests throughout the financial year were addressed across its expansive civil infrastructure network. Whilst every effort has been made to maximise its claimable benefits against the NSW Natural Disaster Essential Public Asset Restoration Program, these costs represent those that are beyond the scope of the assistance program.

(417,787)

TOTAL CIVIL MAINTENANCE, RENEWAL AND CONSTRUCTION (45,913)

COMMUNICATIONS

Civic Events

Several Civic Events, including Council's 150 Years celebration, honoured Citizen Leigh Harthog and John Bateman ceremonies were placed on hold during the COVID pandemic; these events were delivered during the 2022-23 financial year utilising revoted funds from 2021-22. In addition, a new Civic Event, Mayoral Charity Ball, was added to Council's Civic Events program and delivered during the 2022-23 financial year. The Net savings from programs delivered have been returned.

81,054

TOTAL COMMUNICATIONS 81,054

COMMUNITY FACILITIES AND RECREATION OPERATIONS

Neighbourhood Centre Facilities Expenses

The favourable budget variance of \$44,812 has been created through savings in expenditure on: operational materials; cleaning, through working closely with the cleaning contractor to ensure cleaning schedules are developed and implemented appropriately. Savings in utilities (electricity and water) which can be attributed to facility user behaviour, periods of facility closure and recent renewals of facilities which have made them more efficient.

44,812

Hall Hire Income

The number of hall hire bookings continue to increase post- Covid and after recent renewal of some Community Centre facilities. The associated implementation of fees and charges administration further contributed to the favourable budget variance of \$56,939 reported for 2022-23 financial year.

56,939

TOTAL COMMUNITY FACILITIES AND RECREATION OPERATIONS 101,751

COMMUNITY FACILITIES AND RECREATION PLANNING

Sportsground rentals and sports field lighting income.

Community sport and event bookings continuing to recover post-Covid and the associated implementation of fees and charges administration have created a favourable budget variance of \$105,190. Sports fields lighting income also reported a favourable variance in 2022-23 as a result of the increase in bookings and an increase in the Kilowatt hourly rate

174,814

Synthetic Fields Revenue

The business case for the new synthetic field was established after consultation with user groups regarding use and operation of the facility. Benchmarking of other facilities fees and charges, as well as operational costs, was also undertaken as part of this process. As a new facility, usage levels and operational management costs continue to be refined. At this stage, the negative budget variance of \$112,367 is a result of the projections in the initial business case not being met. Further engagement with user groups, and a review of overall programming and operations, is being undertaken.

(112,367)

TOTAL COMMUNITY FACILITIES AND RECREATION PLANNING 62,447

COMMUNITY RESILIENCE (COMMUNITY SAFETY)

Community Safety Program

Savings from Community Safety Program are mostly due to the cessation of the Warner Graffiti Education Program.

41,231

TOTAL COMMUNITY RESILIENCE (COMMUNITY SAFETY) 41,231

COUNCIL AND CORPORATE GOVERNANCE

Governance

The Information Management services has generated savings that can be attributed to the reduction in expenditure required in the financial year for General Hardware including laptops and personal computers as well as communications equipment including mobile phones and tablets. This reduction in expenditure has been a result of internal process changes where Council implemented a Bring Your Own Device policy as well as the direct impact where employees are able to work from home and may choose a personal device. Other savings on consultancy costs have been realised in the financial year where consultancy work has been costed directly to organisational projects.

24,072

Printing Services

The internal Printing Service function is a cost recovery where the estimated budget recovers the internal cost to resource. As previous we have seen a move away from traditional print services mainly due to the move to electronic media types as well as a reduction in the requirement for print media. As a result, the net impact at year end is influenced by service levels which are balanced against the organisation. The net impact this financial year has been to draw on funding to provide this service to the organisation

(58,417)

TOTAL COUNCIL AND CORPORATE GOVERNANCE

(34,345)

DESIGN AND PROJECTS

Landscape Design Contractor

This savings is the balance from the salary savings of vacant Landscape Designer that was set aside to hire a temporary contractor for the remainder of the 2022-23 financial year.

32,667

Project Management Consultants

Penrith City Council has taken the initiative to engage consultants for the establishment of its Transformational Projects Programme and Project Management Office (PMO). This strategic decision reflects the Council's commitment to effectively manage its growing capital projects program of works. By collaborating with external experts, the council aims to enhance project efficiency, streamline processes, and ensure successful outcomes.

(20,106)

Allsopp Oval Floodlights Installation

The Allsopp Oval Floodlights Installation capital project has been completed under budget, resulting in significant cost savings of \$36,000. The successful project management, efficient procurement, and collaboration with contractors contributed to this positive outcome.

36,425

TOTAL DESIGN AND PROJECTS

48,986

DEVELOPMENT APPLICATIONS

Development Applications

Income from Development Applications and other associated fees such as advertising is significantly down on that initially budgeted due to a combination of reduced overall application lodgements associated with a tightening of market conditions and other significant current applications anticipated to be, but not determined during the period, affecting income recognition

(111,622)

PlanFirst

This expenditure relates directly to Development Applications with an estimated value of works over \$50,000. The increase is due to the number of applications with high estimated value of works received.

(161,380)

Local Planning Panel

These savings relate to a reduction in Development Applications meeting Local Planning Panel determination thresholds with relatively higher proportions under delegation or the Sydney Western City Planning Panel. 47,890

TOTAL DEVELOPMENT APPLICATIONS (225,112)

ENVIRONMENT HEALTH (BIODIVERSITY)

Environmental Health and Compliance Operational Budget

Savings have continued to be realised in this area as a direct consequence of staff vacancies, reduced face to face training, and office stationery use as a result of electronic end to end processing initiatives being implemented to meet remote working requirements and for efficiency gains. 31,594

TOTAL ENVIRONMENT HEALTH (BIODIVERSITY) 31,594

ENVIRONMENTAL HEALTH (PUBLIC HEALTH)

Public Health

Additional income is a result of additional premises and the re-inspections that occurred over the reporting period. The additional inspections were required as post Covid a larger number of businesses were subject to compliance actions. 176,938

TOTAL ENVIRONMENTAL HEALTH (PUBLIC HEALTH) 176,938

EXECUTIVE SERVICES

Councillor Support

The Councillor Support budget is made up of several smaller budgets including mandatory councillor expenses which includes the Mayoral Allowance and Members Fees under section 29a as well as incorporating operational expenses for Councillors and their support services which include Telephone/ Fax, Travel costs and Conference expenses. The budget has realised net savings in three areas which includes; Catering, travel and telephone/fax expenses. 49,515

Councillor Professional Development

The Councillor Professional Training budget is annual allocation utilised by Councillors for their professional development. The allocation allows Councillors to develop skills as part of their roles or further refine and develop their professional expertise through training programs. The budget is divided into 3 wards - North, South and East, each represented by 5 Councillors who utilise the Professional Training Budget. In the first year of term savings in the budget have been realised this approximates to savings generated by each Councillor of \$1,578 where training was not required in the financial year 23,681

TOTAL EXECUTIVE SERVICES 73,196

FIRE SAFETY AND CERTIFICATION

Development Contestable Services Income

Income in this area below projection due to commencements and level of construction activity being lower than anticipated 34,268

Fire Safety Income

Accreditation of Fire Safety Practitioners increased the identification of non-compliances in buildings resulting in compliance action hence fines also increasing 65,562

TOTAL FIRE SAFETY AND CERTIFICATION 99,830

INFORMATION TECHNOLOGY

Corporate Software Licences

During the year software licencing increased as a result of an ongoing licensing costs for NICE CXOne Telephony system which was required for future years after the implementation in 2021-22. The NICE CXOne system is Council cloud-based contact centre platform that manages customer interactions across multiple communication channels and is part of the wider Customer Relationship Management transformation at Penrith City Council to our customers.

In addition to licensing costs we will also see savings with the communications contract which TPG were selected through a recent Tender process. The tender was to provide network capability to Penrith City Council facilitating cloud based systems. The transition from Telstra to TPG has been completed successfully and estimate savings of \$15,000 per month or \$180,000 annually are forecast.

(186,661)

TOTAL INFORMATION TECHNOLOGY

(186,661)

INSURANCE AND RISK MANAGEMENT

Insurance

With the decommissioning of the Insurance Reserve residual funding for insurance claims have been returned to surplus during 2022-23 financial year.

261,528

TOTAL INSURANCE AND RISK MANAGEMENT

261,528

LEGAL SERVICES

Legal Services

Net savings realised in the Annual allocation for Subscriptions and Publications as a result of Councils subscription and publications supplier updating their business model to paper-only subscription which reduced expenditure. Legal Services are currently exploring other models for legal based Subscriptions and Publications.

24,012

TOTAL LEGAL SERVICES

24,012

LIBRARIES

Libraries – Operational Savings

There has been a decrease in the spending of funds from the Library Services Operational Expenditure Budget. This trend is a result of many factors including:

- an increase in purchasing electronic items for our collections which do not require to be processed (covered, labels added etc.),
- a decrease in physical magazine and newspaper subscriptions,
- an increase in electronic subscriptions to eMagazines which only require one license to be purchased rather than multiple copies for library branches and
- a decrease in printing/photocopying and other stationery consumables due to the increased use of electronic and online work methods by staff.

107,221

TOTAL LIBRARIES

107,221

NURSERY OPERATIONS AND BUSHCARE

Nursery Operations

Nursery income recoveries budgets were developed based on historical operational figures. Nursery has been more functional after the recent refurbishments and had an increase in production and supply which resulted in an increase in nursery revenue. Increase in the number of recent projects which required nursery supplies further contributed to the increase in nursery revenue.

165,110

TOTAL NURSERY OPERATIONS AND BUSHCARE

165,110

PLACE AND ACTIVATION

Penrith Events Partnership Program

The Penrith Events Partnership Program provides sponsorships to support the attraction and retention of major and community events in the Penrith Local Government Area. As this is an annual program, funds remaining at year end are returned to general revenue.

24,825

TOTAL PLACE AND ACTIVATION

24,825

PUBLIC SPACE MAINTENANCE (CITY SERVICES)

Public Spaces Maintenance

In 2022-23 Public Spaces Maintenance has seen a significant increase in contractor costs, and to a lesser extent increases in water costs, electricity costs electrical repairs and plant costs. Salary savings reduce the overall impact to General Revenue.

(602,456)

TOTAL PUBLIC SPACE MAINTENANCE (CITY SERVICES)

(602,456)

PUBLIC SPACE MAINTENANCE (CROSS CITY)

Street Lighting Coordination Expenditure

The budget for street lighting charges is based on estimates for usage, network expansion, network charges, and maintenance charges along with actual contracted electricity usage rates and projected savings from sustainability initiatives. The actual street lighting charges for the 2022-23 year have come in above that estimated at the time the budget was created.

(57,750)

Street Lighting Subsidy

Council received advice in the late stages of the fourth quarter of the Traffic Route Light Subsidy Scheme (TRLSS) payment for 2022-23. The subsidy is greater than the amount originally budgeted and is based on the last state-wide review of eligible street lighting inventory and is approximately fifty percent of costs, based on two reference lighting types in each electricity distribution utility region and a benchmark electricity contract.

65,000

Public Conveniences Expenditure

Public Toilet cleaning contractor costs have increased as a result of increased service frequencies occurring at a number of existing public toilet facilities and new facilities being added to the cleaning schedule. Additionally, contractor cleaning costs have been adjusted in line with annual CPI increases.

(104,210)

TOTAL PUBLIC SPACE MAINTENANCE (CROSS CITY)

(96,960)

PUBLIC SPACE MAINTENANCE (BUILDINGS)

Building Operations

A variation has occurred in building operations, primarily attributed to security expenses. Over the past three fiscal years, a consistent pattern of elevated security expenditures has been evident within the building operations budget. Starting from the 2020-21 financial year, there has been a notable surge of 40.3% in security costs. Notably, the Civic Centre and Judges Place Carpark have consistently reported the highest security expenses annually. The Judges Place carpark security charge increase are related to extended opening hours on Thursday, Friday and Saturdays with the aim to provide safe, centralised parking options that align with the growth of the night-time economy in the Penrith city centre

(211,196)

TOTAL PUBLIC SPACE MAINTENANCE (BUILDINGS)

(211,196)

RANGER SERVICES

Regulatory Control in Public Areas Fine Income

Additional fine income resulting from the introduction of new legislation (Public Spaces - Unattended Property Act) and cross skilling of general rangers.

88,750

Traffic Regulatory Parking Operational Budget

Savings have continued to be realised in this area as a direct consequence of staff vacancies, reduced face to face training, and office stationery use as a result of electronic end to end processing initiatives being implemented to meet remote working requirements and for efficiency gains.

23,391

TOTAL RANGER SERVICES

112,141

SECURITY AND EMERGENCY SERVICES MANAGEMENT

Rural Fire Services

Substantial cost savings were realized in the materials and contracts account category. Notably, the busy engagement of the RFS district in assisting emergency bushfire-affected areas, coupled with staff transfers, resulted in significant budget savings. Consequently, certain scheduled projects had to be temporarily deferred. These projects will continue in the upcoming 2023-24 fiscal year.

92,151

TOTAL SECURITY AND EMERGENCY SERVICES MANAGEMENT

92,151

SUSTAINABILITY

Sustainability Programs

Savings achieved in the Sustainability Program for 2022-23. As this is an annual program, funds remaining at year end are returned to general revenue.

24,818

TOTAL SUSTAINABILITY

24,818

TOURISM AND INTERNATIONAL PARTNERSHIPS

International Relations

Savings achieved from the International Partnerships program. As this is an annual program, funds remaining at year end are returned to general revenue.

97,758

TOTAL TOURISM AND INTERNATIONAL PARTNERSHIPS

97,758

WASTE AVOIDANCE AND RESOURCE RECOVERY

Non Domestic Waste

Rainwater frequently enters septic tank systems despite efforts to keep the tanks collecting waste water only. Previous years have had significant rainfall impacting the quantity of effluent collected. Due to low rainfall in the 2022-2023 financial year, the quantity of effluent collected was significantly lower than in previous years resulting in a saving. Also in this area the number of street litter bins has varied with some removal of superfluous bins and consolidation of bins. Together with some operational service changes being made through the year these factors have resulted in a saving.

75,312

TOTAL WASTE AVOIDANCE AND RESOURCE RECOVERY

75,312

GENERAL REVENUE/UNTIED INCOME

Interest on Investments

The favourable variance and increase of \$2.3M in Interest Earned is brought by the expansion in Council's average investment portfolio and the rapid (and consecutive) rise in RBA's cash rate in 2022-23 Financial Year; which has direct impact with return on investment result. From the time the projection was calculated, there has been a 25.5% increase in Council's average investment portfolio - being, \$177.8M (2021-22 Portfolio Average) to \$223.2M (2022-23 Portfolio Average). Simultaneous to this change, the RBA had increased the official Cash Rate eleven (11) times, from the time the Council had calculated the 2022-23 Interest on Investment projections. Inherent to the increase in cash rate are the higher spreads (interest rates) being offered for new and re-investment of maturing term deposits and floating rate notes throughout 2022-23 Financial Year

2,265,707

S7.11 Cultural Facilities Financial Management

As reported to Council on 26 March 2018 the 2017-18 Borrowing Program included \$2.7m to offset the S7.11 Cultural Facilities Plan that is currently in deficit. Funding for the debt servicing costs for these loans was included in the 2016-17 SRV. During 2022-23 Council has received development contributions for the S7.11 Cultural Facilities Plan. These funds have reduced the total Plan deficit which in turn has reduced the funds required to be held in Reserve to reduce the possible impact to Council in the future.

206,837

Transfer to Financial Management Reserve

The development of the annual budget each year requires a number of assumptions to be made in relation both expenditure and income that are dependent on factors that are outside Council's control. To safeguard against movements in these assumptions and forecasts it is proposed that \$379,986 be transferred to Reserve. In addition, this allocation will provide capacity to respond to some current and emerging priorities, including some of the priority resource requests.

(3,691,671)

Net Salary Costs

During the final quarter of 2022-23 salaries were under budget by \$2.73m after on-cost balancing across the organisation as part of the year end process, this was largely due to vacancies.

2,730,121

Movement In ELE Provision

This variation reflects the net movement in Employee Leave entitlements, resignations/retirements, and the impact of leave balances throughout the organisation. Each year this provision is updated to include future wages increases, on-costs, and expected retirements. This is traditionally a difficult area to accurately predict.

(1,902,800)

Total General Revenue/Untied Income **(391,806)**

Total Variances over \$20k **(32,827)**

Other Variances under \$20k **32,827**

JUNE 2023 Quarter Surplus/(Deficit) **(0)**

Original 2022-23 Budget Surplus/(Deficit) -

1st Quarter Variances to adopted budget reported to Council -

2nd Quarter Variances to adopted budget reported to Council -

3rd Quarter Variances to adopted budget reported to Council -

4th Quarter Variances to budget **3,691,671**

4th Quarter proposed allocation to Financial Management reserve **(3,691,671)**

Net Predicted Surplus/(Deficit) for 2022-23 **-**

PROPOSED REVOTED WORKS

as at June 2023

Description	Revote Amount \$	General Revenue \$	Other Funding \$	Other Funding Source	Budget \$	Actual \$	Balance \$
CAPITAL PROJECTS							
CITY ACTIVATION COMMUNITY & PLACE							
Disability Access Improvements	20,330	20,330	-		60,118	37,685	22,433
Mayoral Youth Challenge	208,825		208,825	s7.11 / Res	213,682	3,321	210,361
Great River Walk Safety Upgrade	302,082		302,082	Grant	303,393	1,311	302,082
TOTAL CITY ACTIVATION COMMUNITY & PLACE	531,237	20,330	510,907		577,193	42,317	534,876
CITY ASSETS							
Building Asset Renewal	32,107	32,107	-		661,731	88,329	573,402
Rural Fire Service Equip-Grant Funded	391,530	-	391,530	Grant	759,530	368,000	391,530
New Mulgoa Rural Fire Service Station Construction	95,994	-	95,994		621,182	525,188	95,994
TOTAL CITY ASSETS	519,631	32,107	487,524		2,042,443	981,517	1,060,926
CITY PRESENTATION							
Plant Replacement	400,948	-	400,948	Reserve	2,670,264	2,052,798	617,466
Road Resealing/ Resheeting (Pt AREAS)	469,000	-	469,000	SRV	4,770,767	3,862,343	908,424
Bus Shelters Program	50,134	50,134	-		199,000	148,866	50,134
Shared Path Great Western Highway Emu Plains to Glenbrook	837,920	-	837,920	Grant	1,416,144	578,225	837,919
Urban Drainage Construction Program 2022-23	361,884	-	361,884	Reserve	551,123	189,238	361,885
2022-23 Australian Government Black Spot Program	1,120,440	-	1,120,440	Grant	1,515,000	394,560	1,120,440
Forrester Rd- St Marys Rail to Christie St	392,233	-	392,233	s7.11	350,000	432,767	(82,767)
Sporting Fields Restoration Works Post Flood	586,222	-	586,222	Grant	620,878	34,656	586,222
Surveyors Creek Glenmore Park - Dugouts & Diamond 1 surface	7,749	-	7,749		80,000	72,251	7,749
TOTAL CITY PRESENTATION	4,226,530	50,134	4,176,396		12,173,176	7,765,704	4,407,472
COMMUNITY FACILITIES & RECREATION							

PROPOSED REVOTED WORKS

as at June 2023

Description	Revote Amount \$	General Revenue \$	Other Funding \$	Other Funding Source	Budget \$	Actual \$	Balance \$
Chapman Gardens Precinct Upgrade	376,145	-	376,145	SRV / Res	1,531,559	1,001,326	530,233
Cool Playgrounds - Drinking Stations & Shade	20,000	-	20,000	Reserve	50,000	21,694	28,306
TOTAL COMMUNITY FACILITIES & RECREATION	396,145	-	396,145		1,581,559	1,023,021	558,538
DESIGN & PROJECTS							
Regatta Park - Stage 1 and Kiosk	3,649,420	-	3,649,420	Grant / Res	16,958,064	11,308,644	5,649,420
Mulgoa Rise Amenity Building Extensions	22,177	-	22,177	Grant	82,041	59,864	22,177
Mark Leece Oval New Amenity Building	294,717	-	294,717	Grant / SRV	328,560	33,843	294,717
Chameleon Reserve Stage 1 Tree Planting	39,200	-	39,200	Reserve	197,182	71,294	125,888
Nursery Redevelopment	68,458	-	68,458	Reserve	140,000	71,542	68,458
Park Asset Shade Sails	7,102	-	7,102	Reserve	161,199	154,096	7,103
Harold Corr Synthetic Track Upgrade	66,045	-	66,045	SRV / Res	3,948,587	3,932,541	16,046
JSPAC Cafe Renewal and Refurbishment	92,999	-	92,999	SRV	140,222	47,223	92,999
Hickeys Lane Amenities Renewal	438,239	-	438,239	SRV	1,925,848	1,487,609	438,239
Boronia Park Amenities Renewal	770,622	-	770,622	Reserve	1,994,114	1,245,931	748,183
Boating Now Round 3 Kayak Launch	35,800	-	35,800	Reserve	40,000	4,200	35,800
Civic Centre Renewal	591,822	-	591,822	Reserve	753,194	161,372	591,822
Bill Ball (Cook Park) Oval Upgrade	307,380	-	307,380	SRV	1,577,782	1,270,403	307,379
Woodriff Gardens Tennis Amenity Upgrade	2,429,990	-	2,429,990	Grant / SRV	2,980,396	550,406	2,429,990
Ched Towns Amenity Renewal & Upgrade	1,011,473	-	1,011,473	Grant / SRV	1,964,373	952,901	1,011,472
Great River Walk Nepean Av Shared Use Path	2,020,739	-	2,020,739	s7.11 / Grant	2,027,214	6,475	2,020,739
David Currie Playspace Banks Drive St Clair	88,073	-	88,073	Reserve	578,842	490,769	88,073
Cooling the City Strategy Green Infrastructure Project	128,056	-	128,056	Grant	938,690	810,633	128,057
Bennett Park St Marys Mixed Recreation Space	994,934	-	994,934	Grant / Res	1,090,000	95,066	994,934

PROPOSED REVOTED WORKS

as at June 2023

Description	Revote Amount \$	General Revenue \$	Other Funding \$	Other Funding Source	Budget \$	Actual \$	Balance \$
Monfarville Amenity Building Upgrade	14,277	-	14,277	SRV	40,000	25,723	14,277
St Marys Hall Network Upgrades	12,873	-	12,873	Grant	2,886,350	2,873,477	12,873
Wilson Park Mayoral Challenge	478,987	-	478,987	s7.11 / Grant	495,182	16,195	478,987
Kingsway North (Touch) Field Upgrades	160,277	-	160,277	Grant	259,930	99,653	160,277
Surveyors Creek Softball Facility	175,518	-	175,518	Grant	1,052,520	727,002	325,518
Stapley Street New Play Equipment Shade & Paths	8,022	-	8,022	SRV	112,112	104,090	8,022
Trinity Drive Reserve Renewal	9,404	-	9,404	Reserve	1,003,250	993,846	9,404
JSPAC Q Theatre Lighting and Seating Replacement	18,956	-	18,956	SRV	334,828	315,872	18,956
St Clair Leisure Centre A/C installation	220,612	-	220,612	SRV	300,000	79,388	220,612
Peter Kearns Oval David Currie Amenity Upgrade and Renewal	221,626	-	221,626	Grant / Res	300,000	78,374	221,626
Chameleon Reserve Masterplan	4,333	-	4,333	Reserve	55,000	50,667	4,333
Ridgeview Crescent Playground Renewal	122,411	122,411	-		203,357	946	202,411
Explorers Way Playground Renewal	128,286	128,286	-		135,000	6,714	128,286
Willoring Crescent Reserve Playground Renewal	114,097	14,641	99,456	Reserve	114,456	359	114,097
Goldmark Crescent Kurwan Reserve Playground Renewal	168,384	133,384	35,000	Reserve	170,000	1,616	168,384
Illawong Community Playspace New Playground CBP21	218,587	75,000	143,587	Grant / SRV / Res	220,000	1,413	218,587
Jim Anderson Reserve Playground Renewal	134,012	134,012	-		135,000	988	134,012
Berried Treasure	96,543	-	96,543	Grant	108,000	11,457	96,543
Ripples Solar Panel Installation and Accessible Rooms	180,472	-	180,472	s7.11	420,000	239,528	180,472
Penrith Regional Gallery Air-con Renewal	52,368	-	52,368	SRV	192,950	140,583	52,367
Koala Corner CCC High-risk work	199,466	199,466	-		200,000	534	199,467
Jordan Springs Village Lake - Decking Repairs	77,383	-	77,383	SRV	100,000	22,617	77,383

PROPOSED REVOTED WORKS

as at June 2023

Description	Revote Amount \$	General Revenue \$	Other Funding \$	Other Funding Source	Budget \$	Actual \$	Balance \$
St Marys Library Lift Replacement	70,053	-	70,053	SRV	110,000	39,947	70,053
Be Cool To School - Cambridge Park	14,118	-	14,118	Grant	22,100	7,982	14,118
TOTAL DESIGN & PROJECTS	15,958,311	807,200	15,151,111		46,796,343	28,593,781	18,202,562
ENGINEERING SERVICES							
NSW Bike Plan River Cities Program	245,934	245,934	-		245,934	-	245,934
TOTAL ENGINEERING SERVICES	245,934	245,934	-		245,934	-	245,934
ENVIRONMENTAL HEALTH & COMPLIANCE							
Stormwater Work Improvement Program	219,570	-	219,570	Reserve	385,670	21,785	363,885
TOTAL ENVIRONMENTAL HEALTH & COMPLIANCE	219,570	-	219,570		385,670	21,785	363,885
TOTAL CAPITAL PROJECTS	22,097,358	1,155,705	20,941,653		63,802,318	38,428,125	25,374,193

PROPOSED REVOTED WORKS

as at June 2023

Description	Revote Amount \$	General Revenue \$	Other Funding \$	Other Funding Source	Budget \$	Actual \$	Balance \$
OPERATING PROJECTS							
CITY ACTIVATION COMMUNITY & PLACE							
Youth Week	1,633	817	816	Grant	12,542	10,909	1,633
Disability Access Improvements Operational	8,500	8,500	-		16,020	6,970	9,050
Community Sector Data TEIP Projects	61,359	8,000	53,359	Reserve	145,114	94,175	50,939
Disability Inclusion Action Plan Stretch Projects	143,879	-	143,879	Reserve	195,000	51,121	143,879
Multicultural Community Research	51,593	51,593	-		70,000	18,407	51,593
Community Engagement Cultural Protocols	53,000	53,000	-		38,630	3,630	35,000
Community and Cultural Facilities Development	41,840	2,540	39,300	SRV	40,000	37,460	2,540
REAL Festival	10,000	-	10,000	Grant	712,487	340,323	372,164
Urban Design and Activation	60,805	-	60,805	SRV	408,176	420,947	(12,771)
Neighbourhood Family Fun Day (AREAS)	63,371	63,371	-		105,937	42,566	63,371
TOTAL CITY ACTIVATION COMMUNITY & PLACE	495,980	187,821	308,159		1,743,906	1,026,507	717,399
CITY ASSETS							
Adoption of Plans of Management	135,972	-	135,972	Reserve	135,972	-	135,972
CCTV Investigation Drainage Assets	25,691	-	25,691	Reserve	100,000	74,309	25,691
Berkshire Park & Londonderry Drainage Study	103,855	103,855	-		150,000	46,145	103,855
Online Permits Application & Management Platform	38,302	-	38,302	Contribution	56,430	18,128	38,302
TOTAL CITY ASSETS	303,820	103,855	199,965		442,402	138,582	303,820
CITY ECONOMY & MARKETING							
Tourism Operational Expenditure	23,659	-	23,659	Reserve	123,681	71,022	52,659
City Marketing	93,249	93,249	-		274,237	227,988	46,249
Penrith Heritage Walking Trail Project	21,971	-	21,971	Reserve	26,075	4,104	21,971

PROPOSED REVOTED WORKS

as at June 2023

Description	Revote Amount \$	General Revenue \$	Other Funding \$	Other Funding Source	Budget \$	Actual \$	Balance \$
City Economy	10,279	10,279	-		335,509	213,898	121,611
TOTAL CITY ECONOMY & MARKETING	149,158	103,528	45,630		759,502	517,012	242,490
CITY PLANNING							
Externally Commissioned Studies	77,045	77,045	-		188,287	98,354	89,934
Western Sydney Aerotropolis Local Contributions Planning	38,000	8,000	30,000	Contribution	-	-	-
TOTAL CITY PLANNING	115,045	85,045	30,000		188,287	98,354	89,934
CITY PRESENTATION							
Fire Safety Small Upgrades	120,000	-	120,000	SRV	-	-	-
LED Sreet Light Upgrade Project	651,827	-	651,827	Reserve	862,360	210,533	651,827
Preserving Cumberland Plain Threatened Species in Penrith LG	16,812	-	16,812	Grant	44,355	27,543	16,812
Save Our Species - Persoonia Nutans (2022)	16,629	-	16,629	Grant	19,556	2,927	16,629
Saving our Species Eucalyptus benthamii	12,000	-	12,000	Grant	12,000	-	12,000
TOTAL CITY PRESENTATION	817,268	-	817,268		938,271	241,004	697,267
CITY RESILIENCE							
Sustainability Programs	7,308	7,308	-		53,269	21,143	32,126
Louise Petchell Learning for Sustainability Scholarship	9,301	4,301	5,000	Reserve	10,000	699	9,301
Compact of Mayors	5,000	5,000	-		26,034	7,688	18,346
Community Resilience Initiatives - LG Recovery Grant	50,246	-	50,246	Grant	139,447	89,201	50,246
Community preparedness to climate risks	86,153	-	86,153	Grant	95,000	8,847	86,153
End to End Response Review - LG Recovery Grant	150,000	-	150,000	Grant	150,000	-	150,000
St Marys Place Plan	5,851	-	5,851	SRV	27,815	21,964	5,851
Study on Recovery Needs for Caravan Park Residents	30,000	-	30,000	Grant	30,000	-	30,000
TOTAL CITY RESILIENCE	343,859	16,609	327,250		531,565	149,543	382,022

PROPOSED REVOTED WORKS

as at June 2023

Description	Revote Amount \$	General Revenue \$	Other Funding \$	Other Funding Source	Budget \$	Actual \$	Balance \$
CITY STRATEGY							
Tree Canopy Targets for Penrith LGA	24,559	-	24,559	Grant	87,099	62,540	24,559
St Marys Master Plan Integrated Street Network Plan	139,255	-	139,255	Grant / Res	180,000	40,745	139,255
St Marys MasterPlan Business Case Community Hub Cultural Spc	8,112	-	8,112	Reserve	45,000	36,888	8,112
St Marys Master Plan Landscape Plan	7,000	-	7,000	Reserve	7,000	-	7,000
St Marys Master Plan Urban Ecology Action Plan	9,215	-	9,215	Reserve	22,000	12,785	9,215
St Marys Master Plan Infrastructure Delivery & Funding Strat	24,000	-	24,000	Grant	24,000	-	24,000
St Marys Master Plan Integrated Water Management Plan	35,000	-	35,000	Reserve	35,000	-	35,000
St Marys Master Plan European Heritage Study	2,370	-	2,370	Grant	10,870	8,500	2,370
St Marys Master Plan Sustainability Study	7,775	-	7,775	Reserve	65,000	57,225	7,775
St Marys Master Plan Land Contamination Study	43,000	-	43,000	Reserve	43,000	-	43,000
St Marys Master Plan Indigenous Heritage Study	27,042	-	27,042	Reserve	39,672	12,630	27,042
St Marys Master Plan Consultancy	24,727	24,727	-		32,000	7,273	24,727
TOTAL CITY STRATEGY	352,055	24,727	327,328		590,641	238,586	352,055
COMMUNICATIONS							
Style writing guide	10,000	10,000	-		10,000	-	10,000
TOTAL COMMUNICATIONS	10,000	10,000	-		10,000	-	10,000
DESIGN & PROJECTS							
GoC Industrial Estates and Corridors	290,564	-	290,564	Grant	705,000	414,435	290,565
GoC Jamison Pk and Great West Walk Melaleuca Pk	72,442	-	72,442	Grant	121,437	48,996	72,441
GoC Additional Tree Planting Variation	210,413	-	210,413	Grant	415,000	204,587	210,413
Our River Nepean Masterplan	114,148	-	114,148	Grant / Res	150,000	35,852	114,148
DPIE Greening our Cities	60,000	-	60,000	Reserve	60,000	-	60,000

PROPOSED REVOTED WORKS

as at June 2023

Description	Revote Amount \$	General Revenue \$	Other Funding \$	Other Funding Source	Budget \$	Actual \$	Balance \$
Engineering Survey at Londonderry Rd & Reynolds Rd Intersect	7,250	7,250	-		12,000	4,750	7,250
Shared Path Design – Factory Road Regentville	179,164	-	179,164	Grant	241,082	61,918	179,164
TOTAL DESIGN & PROJECTS	933,981	7,250	926,731		1,704,519	770,538	933,981
ENGINEERING SERVICES							
Road Safety Project	5,661	2,500	3,161	Grant	24,077	18,416	5,661
Flood Studies SMSC	142,909	-	142,909	Reserve	149,859	6,950	142,909
Cranebrook Overland Flow Flood Study	74,916	-	74,916	Grant / Res	96,701	21,785	74,916
Engineering Investigations	114,447	-	114,447	Reserve	150,000	35,553	114,447
Peach Tree and Lower Surveyors Creeks Catchment Floodplain	146,830	-	146,830	Grant / Res	259,382	112,552	146,830
Doonmore Street, Penrith Retarding Basin	90,785	-	90,785	Grant / Res	211,583	120,798	90,785
St Marys Flood Protection Levee Upgrade	104,325	47,000	57,325	Grant	174,126	69,801	104,325
GWH Emu Plains to Glenbrook – Survey & Design	7,768	-	7,768	Grant	12,520	4,752	7,768
High Pedestrian Activity Area Study – Penrith Northern Stati	4,340	-	4,340	Grant	50,000	45,660	4,340
Emu Plain Floodplain Risk Management Study and Plan	97,079	-	97,079	Grant / Res	150,000	52,921	97,079
Rickabys Creek Catchment Flood Study	114,943	-	114,943	Grant / Res	120,000	5,057	114,943
Oxley Park levee – Investigation and Detailed Design	68,050	-	68,050	Grant / Res	90,000	21,950	68,050
Pit & Pipe Study	2,120	-	2,120	Reserve	250,000	247,880	2,120
Upper Byrnes Creek catchment overland flow flood study	30,000	-	30,000	Grant / Res	30,000	-	30,000
Blackwell Creek catchment flood study	30,000	-	30,000	Grant / Res	30,000	-	30,000
Chapman Garden Retarding Basin – investigation and detailed	15,000	-	15,000	Grant / Res	15,000	-	15,000
Byrnes Creek catchment Flood Mitigation Works – investigatio	15,000	-	15,000	Grant / Res	15,000	-	15,000
TOTAL ENGINEERING SERVICES	1,064,173	49,500	1,014,673		1,828,248	764,075	1,064,173
GOVERNANCE							

PROPOSED REVOTED WORKS

as at June 2023

Description	Revote Amount \$	General Revenue \$	Other Funding \$	Other Funding Source	Budget \$	Actual \$	Balance \$
Statutory Reviews	30,026	30,026	-		58,720	28,694	30,026
TOTAL GOVERNANCE	30,026	30,026	-		58,720	28,694	30,026
INFORMATION & COMMUNICATIONS TECHNOLOGY							
Online Payments Project	51,963	-	51,963	Reserve	51,963	-	51,963
Portfolio Manager Solution	22,677	-	22,677	Reserve	57,310	34,633	22,677
TOTAL INFORMATION & COMMUNICATIONS TECHNOLOGY	74,640	-	74,640		109,273	34,633	74,640
PEOPLE & CULTURE							
Management & Leadership Development Prog	25,000	25,000	-		25,000	-	25,000
TOTAL PEOPLE & CULTURE	25,000	25,000	-		25,000	-	25,000
WASTE & RESOURCE RECOVERY							
Red Ready	58,400	-	58,400	Grant	58,400	-	58,400
MUDs FOGO Trial	79,908	-	79,908	Grant	138,304	58,396	79,908
TOTAL WASTE & RESOURCE RECOVERY	138,308	-	138,308		196,704	58,396	138,308
TOTAL OPERATING PROJECTS	4,853,313	643,361	4,209,952		9,127,038	4,065,922	5,061,116
TOTAL PROPOSED REVOTES	26,950,671	1,799,066	25,151,605		72,929,356	42,494,047	30,435,309

Reserve Movements Budget

Reserve	Opening Balance	Budgeted Transfers To	Budgeted Transfer From	Closing Balance
INTERNAL RESERVES				
Assets and Construction				
Car Parking/Traffic Facilities	1,226,987	1,498,988	937,398	1,788,577
ICT Reserve	739,520	5,626,867	6,366,387	-
Library Reserve	398,455	100,000	67,532	430,923
Major Projects Reserve	(4,181,025)	3,828,467	2,111,894	(2,464,452)
OOSH Bus Fleet Replacement Program	24,726	248,750	9,680	263,796
Plant and Motor Vehicle Replacement Reserves	3,148,555	943,359	1,927,825	2,164,089
City Economy and Planning				
City Planning	438,096	8,442	419,292	27,246
Economic Initiatives Reserve	83,633	(83,633)	-	-
Committee Closures				
Alister Brass Foundation	87,371	2,442	-	89,813
S377 Committee Closure Proceeds	95,594	-	-	95,594
Community Facilities				
Cemetery Reserve	711,164	886,033	882,169	715,028
Children's Services Reserves	76,189	(76,189)	-	-
Employment				
Employee's Leave Entitlements	5,911,686	-	-	5,911,686
Salary System Training and Development Reserves	17,363	180,000	8,728	188,635
Environmental Programs				
Environmental Awareness Programs	874,722	11,107	198,256	687,573
Environmental Protection	227	(227)	-	-
Stormwater Management Service Charge	2,792,226	2,271,955	1,958,018	3,106,163
Financial Management				
COVID-19 Impact	(1,500,000)	500,000	-	(1,000,000)
Financial Assistance Grant in Advance	9,066,776	12,839,266	9,066,776	12,839,266
Financial Management Reserves	15,874,244	11,147,183	6,927,519	20,093,908
Grant Funded Projects Reserve	341,189	50,241	171,951	219,479
Interest Received - Accelerated Infrastructure Fund	16,416	666,763	-	683,179
Productivity Revolving Fund	600,000	-	-	600,000
Property Development Reserve	21,750,016	12,191,889	27,004,920	6,936,985
Road Closures - Proceeds from Sales	-	32,942	-	32,942
Special Rate Variation 2016-17	9,875,855	17,826,042	16,320,855	11,381,042
Additional Special Variation 2022-23	-	1,578,835	1,297,244	281,591
Sustainability Revolving Fund	1,580,551	683,344	133,277	2,130,618
Legal and Governance				
Election Reserve	123,478	340,222	-	463,700
Insurance Reserves	2,856,542	2,139,717	2,710,406	2,285,853
Legal Reserve	1,075,984	1,040,276	985,216	1,131,044

Reserve Movements Budget

Reserve	Opening Balance	Budgeted Transfers To	Budgeted Transfer From	Closing Balance
Other				
Events and Sponsorships	30,377	601,481	100,000	531,858
Heritage Assistance Project	51,358	-	1,641	49,717
International Relationships	324,034	9,800	-	333,834
Penrith Valley Regional Sports Centre	(966,542)	54,348	-	(912,194)
Revote Reserve	2,726,657	2,067,945	1,990,958	2,803,644
Town Centre Review and Administration	72,525	15,034	15,809	71,750
Voted Works	573,500	159,000	59,663	672,837
TOTAL INTERNAL RESERVES	76,918,449	79,390,689	81,673,414	74,635,724
INTERNAL LOANS				
Costs to Advance Developer Contributions Projects	(145,710)	-	69,509	(215,219)
Costs to Advance Next Years Projects	(883,875)	938,123	9,382,868	(9,328,620)
Penrith Regional Gallery	(221,610)	13,650	-	(207,960)
Public Open Space Reinvestment Project	(1,807,287)	-	125,090	(1,932,377)
Waste Bins New Contract	(5,410,637)	757,424	-	(4,653,213)
Woodriff Gardens Facility Development	(74,514)	23,364	-	(51,150)
TOTAL INTERNAL LOANS	(8,543,633)	1,732,561	9,577,467	(16,388,539)
Development Contributions in deficit internal loan	(4,207,798)	-	(436,147)	(3,771,651)
TOTAL INTERNAL RESERVES AND LOANS	64,167,018	81,123,250	90,814,734	54,475,534

Reserve Movements Budget

Reserve	Opening Balance	Budgeted Transfers To	Budgeted Transfer From	Closing Balance
EXTERNAL RESERVES				
<i>Development Contributions</i>				
Civic Improvement s7.11	(536,318)	3,245,590	26,740	2,682,532
Claremont Meadows s7.11	2,238,318	55,573	289,738	2,004,153
Cultural Facilities s7.11	(1,785,809)	204,998	-	(1,580,811)
Erskine Business Park s7.11	570,954	15,339	24,419	561,874
Glenmore Park Stage 2 s7.11	103,037	675	323,511	(219,799)
Kingswood Neighbourhood Centre s7.11	1	(1)	-	-
Lambridge Industrial Estate s7.11	(1,788,530)	-	-	(1,788,530)
Mamre Road Precinct s7.11	(97,141)	-	85,370	(182,511)
Penrith City District Open Space s7.11	38,994,203	2,927,165	9,585,448	32,335,920
Penrith City Local Open Space s7.11	3,427,073	685,767	957,917	3,154,923
Waterside s7.11	240,474	6,461	2,720	244,215
WELL Precinct s7.11	8,313,747	280,510	277,243	8,317,014
Non Residential Development s7.12	3,394,035	4,296,625	432,767	7,257,893
Planning Agreements s7.4	125,672	12,641,080	2,366,930	10,399,822
Funding for Development Contributions in deficit	4,207,798	-	436,147	3,771,651
TOTAL DEVELOPMENT CONTRIBUTION RESERVES	57,407,514	24,359,782	14,808,950	66,958,346
<i>Other External Reserves</i>				
Waste Disposal Reserve	17,118,788	4,932,548	13,930,113	8,121,223
Environment / Sullage Reserve	508,295	1,042,476	990,198	560,573
Unexpended Loans	20,306,901	33,634,678	39,170,689	14,770,890
Unexpended Grants	3,450,602	32,590,626	33,616,383	2,424,845
Contributions	11,600,491	1,132,875	6,082,922	6,650,444
Waste and Sustainability Improvement Payments	(200,852)	327,390	126,538	-
TOTAL OTHER EXTERNAL RESERVES	52,784,225	73,660,593	93,916,843	32,527,975
TOTAL EXTERNAL RESERVES	110,191,739	98,020,375	108,725,793	99,486,321
<i>Other Internal Reserves/Committees</i>				
Bonds and Deposits	17,880,615	-	-	17,880,615
Children's Services Cooperative Reserves	453,778	1,059,790	187,557	1,326,011
Other (Committees)	393,030	3,728	-	396,758
TOTAL OTHER INTERNAL RESERVES	18,727,423	1,063,518	187,557	19,603,384
GRAND TOTAL OF RESERVES	193,086,180	180,207,143	199,728,084	173,565,239
Controlled Entity	-	(571,218)	-	(571,218)
TOTAL CONTROLLED ENTITY	-	(571,218)	-	(571,218)
RESERVE MOVEMENTS PER BUDGET		179,635,925	199,728,084	

Reserves are shown as Surplus / (Deficit) and include adjustments proposed in the June Quarterly Review

PROJECTS PROGRESS REPORT

For the Period to 30 June 2023

Location	Description	Resp Officer	Adopted Budget	Proposed Variances	Revised Budget	Estimated		
						Project Cost	PTD Expenditure	
CAPITAL PROJECTS								
Aquatic and Leisure Services								
St Marys CBD	Lane Rope Replacement	RIPP	65,600	6,500	72,100	-	72,100	
St Marys	Ripples Venues - CCTV installation	RIPP	70,000	(854)	69,146	-	69,146	
TOTAL AQUATIC AND LEISURE SERVICES			135,600		141,246		141,246	
Children's Services								
Various	Building Upgrades	CSO	62,100	(8,788)	53,312	62,100	53,312	
Various	CS IT Replacement Capital	CSO	85,000	24,410	109,410	-	109,410	
Various	CS Whitegoods Replacement - Capital	CSO	-	8,460	8,460	-	8,460	
Various	CS Playground Upgrades	CSO	360,000	(93,148)	266,852	360,000	266,852	
Various	Children's Centres - Kitchen Upgrades	CSO	177,900	5,077	182,977	-	182,977	
Penrith LGA	OOSH Bus Fleet Replacement	CSO	168,000	(158,320)	9,680	-	9,680	
TOTAL CHILDREN'S SERVICES			853,000		630,691		630,692	
City Planning								
Various	Voluntary Planning Agreement Management Software	CP	145,337	(145,337)	-	145,337	-	
TOTAL CITY PLANNING			145,337		-		-	
Civil Maintenance, Renewal and Construction								
Various	Road Resealing/ Resheeting (Pt AREAS)	CPR	4,770,767	(908,424)	3,862,343	-	3,862,343	

PROJECTS PROGRESS REPORT

For the Period to 30 June 2023

Location	Description	Resp Officer	Adopted Budget	Proposed Variances	Revised Budget	Estimated	
						Project Cost	PTD Expenditure
Various	Traffic Facilities - Regulatory	CPR	503,001	-	503,001	-	503,001
Various	Rural Roads Resealing	CPR	59,500	-	59,500	-	59,500
Various	Dedication - Subdivision Roads	CA	4,000,000	3,306,732	7,306,732	-	7,306,732
Various	Dedication - Drainage Works	CA	3,000,000	4,098,578	7,098,578	-	7,098,578
Llandilo	Rural Roads Widening	CA	156,000	-	156,000	-	-
Castlereagh	<i>Castlereagh Rd - House #497 to House #539</i>	CA	-	-	-	-	156,000
Various	Roads Reconstruction	CA	303,013	-	303,013	-	141,497
Llandilo	<i>Ninth Ave Llandilo</i>	CA	-	-	-	-	161,516
Penrith LGA	Developer Funded Works	CA	6,000	(5,176)	824	-	-
Thornton	<i>Fernandez Lane & Radcliffe Place (Thornton)</i>	CA	-	-	-	6,000	824
Penrith LGA	Shared Pathways	CA	55,994	(30,951)	25,043	23,427	-
Emu Plains	<i>Lewers Gallery River Road Footpath</i>	CA	-	-	-	5,000	3,441
Leonay	<i>Leonay Parade Pram Ramp</i>	CA	-	-	-	10,567	10,567
Kingswood	<i>25-26 Park Av Kingswood</i>	CA	-	-	-	9,000	3,763
South Penrith	<i>80 Fragar Road Pram Ramp Construction</i>	CA	-	-	-	2,000	1,818
South Penrith	<i>78 Fragar Road Pram Ramp Construction</i>	CA	-	-	-	2,000	1,818
South Penrith	<i>116 Fragar Road Pram Ramp Construction</i>	CA	-	-	-	2,000	1,818
South Penrith	<i>118 Fragar Road Pram Ramp Construction</i>	CA	-	-	-	2,000	1,818

PROJECTS PROGRESS REPORT

For the Period to 30 June 2023

Location	Description	Resp Officer	Adopted Budget	Proposed Variances	Revised Budget	Estimated	
						Project Cost	PTD Expenditure
Penrith LGA	Urban Drainage Construction Program	CA	1,808	86	1,894	-	1,894
Various	Traffic and Transport Facilities Program	CPR	173,743	6,979	180,722	-	-
St Clair	<i>Bennett Rd Single Lane Roundabout with Coonawarra Dr</i>	CPR	-	-	-	-	217
Llandilo	<i>Third Avenue Llandillo</i>	CPR	-	-	-	-	138,506
Glenmore Park	<i>Ridgetop Dr Glenmore Park Glenmore Parkway - Bluestone Dr</i>	CPR	-	-	-	24,999	1,400
Cambridge Park	<i>Herbert St - Francis St Cambridge Park</i>	CPR	-	-	-	70,830	6,634
Claremont Meadows	<i>Myrtle Rd Claremont Meadows</i>	CPR	-	-	-	31,248	2,500
South Penrith	<i>Jamison Road, South Penrith</i>	CPR	-	-	-	30,000	30,465
Penrith	<i>Intersection of Cox Avenue & Parker Street, Penrith</i>	CPR	-	-	-	16,666	1,000
Penrith LGA	Footpath Delivery Program	CA	150,000	(19,023)	130,977	-	15,564
Jamisontown	<i>Regentville Road</i>	CA	-	-	-	-	1,282
Cambridge Park	<i>College Street</i>	CA	-	-	-	57,000	48,940
Penrith	<i>Glebe Place (west of Parker Street)</i>	CA	-	-	-	4,000	-
Werrington	<i>Victoria Street</i>	CA	-	-	-	63,000	42,455
South Penrith	<i>Jamison Dog Park</i>	CA	-	-	-	18,000	15,972
Cambridge Park	<i>Wrench Street, Cambridge Park</i>	CA	-	-	-	8,000	6,765
Penrith LGA	Roads to Recovery	CA	1,522,275	(2,204)	1,520,071	-	15,668
Mulgoa	<i>Littlefields Rd</i>	CA	-	-	-	350,000	390,946

PROJECTS PROGRESS REPORT

For the Period to 30 June 2023

Location	Description	Resp Officer	Adopted Budget	Proposed Variances	Revised Budget	Estimated	
						Project Cost	PTD Expenditure
Erskine Park	Swallow Dr	CA	-	-	-	327,000	350,000
St Clair	Colorado Dr	CA	-	-	-	520,275	467,871
Kingswood	Bringelly Rd	CA	-	-	-	325,000	295,585
Penrith LGA	Nation Building Black Spot Program	CPR	221,501	82,533	304,034	-	123
South Penrith	Maxwell St South Penrith	CPR	-	-	-	-	739
St Marys	Forrester Rd between Glossop St - Christie St	CPR	-	-	-	125,281	11,117
Werrington	Victoria St between Richmond Rd - east of Burton St	CPR	-	-	-	96,220	292,055
Emu Plains	Shared Path Great Western Highway Emu Plains to Glenbrook	CPR	1,416,144	(837,920)	578,224	-	578,225
Various	Urban Drainage Construction Program 2021-22	CPR	485,434	(17,327)	468,107	56,849	2,970
Cranebrook	Taylor Rd No 63 Opposite St Paul's Grammar School	CPR	-	-	-	75,000	55,199
Emu Plains	Old Bathurst Rd Railway underpass near the Emu Plains statio	CPR	-	-	-	57,635	57,635
Orchard Hills	Castle Rd Calverts Rd	CPR	-	-	-	70,000	36,220
Glenmore Park	Oriole St No 1 Woodland Dr (North West corner)	CPR	-	-	-	225,950	316,084
Various	Safer Roads Program 2021-22	CPR	260,000	-	260,000	-	2,494
Penrith	Evan Street and Derby Street	CPR	-	-	-	-	8,174
St Clair	Endeavour Avenue	CPR	-	-	-	-	14,578
St Clair	Feather Street and McIntyre Avenue	CPR	-	-	-	-	234,754
Glenmore Park	Footpath Construction - Glenmore Loch	CPR	12,287	-	12,287	-	12,287

PROJECTS PROGRESS REPORT

For the Period to 30 June 2023

Location	Description	Resp Officer	Adopted Budget	Proposed Variances	Revised Budget	Estimated	
						Project Cost	PTD Expenditure
Glenmore Park	Woodlands Dr Sinkhole Road Restoration	CA	210,969	-	210,969	-	210,968
Penrith	Woodriff St Drainage Rectification Works	CPR	36,070	-	36,070	-	36,070
Londonderry	MacPherson Road Restoration	CPR	1,202	0	1,202	-	1,202
Llandilo	Terrybrook Rd Llandilo Road Restoration	CPR	76,227	-	76,227	-	76,227
Londonderry	Clark Road Londonderry Flood Restoration	CPR	198,262	(1)	198,261	-	198,261
Penrith LGA	Urban Drainage Construction Program 2022-23	CPR	551,123	(361,884)	189,239	-	-
Llandilo	<i>Galvin Street</i>	CPR	-	-	-	60,000	17,980
Berkshire Park	<i>Richmond Road</i>	CPR	-	-	-	90,000	-
Berkshire Park	<i>Lakeside Parade</i>	CPR	-	-	-	20,000	-
Orchard Hills	<i>Sweetwater Grove</i>	CPR	-	-	-	30,000	44,385
Orchard Hills	<i>Wentworth Road</i>	CPR	-	-	-	90,000	630
Glenmore Park	<i>Woodlands Drive</i>	CPR	-	-	-	106,123	-
Jamisontown	<i>Gymea Place</i>	CPR	-	-	-	40,000	33,547
Penrith	<i>Woodriff Street</i>	CPR	-	-	-	55,000	81,056
Glenmore Park	<i>Alston Street</i>	CPR	-	-	-	20,000	-
Glenmore Park	<i>Glenmore Parkway</i>	CPR	-	-	-	20,000	-
Cambridge Park	<i>149 – 151 Victoria St, Cambridge Park</i>	CPR	-	-	-	20,000	-
South Penrith	<i>Greenhills Avenue</i>	CPR	-	-	-	-	1,800

PROJECTS PROGRESS REPORT

For the Period to 30 June 2023

Location	Description	Resp Officer	Adopted Budget	Proposed Variances	Revised Budget	Estimated	
						Project Cost	PTD Expenditure
Oxley Park	Canberra St Increase 2 pit inlet	CPR	-	-	-	-	9,840
Kemps Creek	Aldington Road Post-Flood Restoration	CPR	286,246	-	286,246	-	286,246
Londonderry	Luxford Road Post-Flood Restoration	CPR	134,457	-	134,457	-	134,457
Londonderry	Wingarra Glen Post-Flood Restoration	CPR	15,000	-	15,000	-	15,000
Llandilo	Old Llandilo Road Post-Flood Restoration	CPR	82,762	-	82,762	-	82,762
Caddens	Caddens Oval Drainage Improvements	CPR	42,267	-	42,267	-	42,267
Nth Penrith	Nursery Asphalt Restoration Works	CPR	48,000	(48,000)	-	-	-
Various	2022-23 Australian Government Black Spot Program	CPR	1,515,000	(1,120,440)	394,560	-	-
Colyton	Shepherd Street & Marsden Street	CPR	-	-	-	315,000	272,599
Colyton	Hewitt Street & Desborough Road	CPR	-	-	-	350,000	51,682
Cranebrook	Andrews Road and Laycock Street	CPR	-	-	-	750,000	6,773
Kingswood	Santley Street, Derby Street & Bringelly Road	CPR	-	-	-	100,000	63,506
Various	Roads Reconstruction	CPR	1,712,657	504,090	2,216,747	-	139,600
Cranebrook	Laycock St - Borrowdale Way to Sherringham Rd	CPR	-	-	-	-	449,607
St Clair	Coonawarra Dr - Arndell Park Dr to Erskine Park Rd	CPR	-	-	-	-	218,089
South Penrith	Jamison Rd - Fragar Rd to Penrose Cres	CPR	-	-	-	-	668,362
Llandilo	Gavin Rd - Llandilo Rd to Barnes Rd	CPR	-	-	-	-	125,970
Luddenham	Gate Rd - Gate Rd (TfNSW completed) to End	CPR	-	-	-	-	468,891

PROJECTS PROGRESS REPORT

For the Period to 30 June 2023

Location	Description	Resp Officer	Adopted Budget	Proposed Variances	Revised Budget	Estimated	
						Project Cost	PTD Expenditure
Wallacia	Greendale Rd - #114 to opposite #103	CPR	-	-	-	-	146,228
Glenmore Park	Woodlands Drive Renewal	CPR	572,223	23,132	595,355	-	-
Glenmore Park	Woodlands Dr Pipe Replacement	CPR	-	-	-	-	326,337
Glenmore Park	Oriole St Pipe Replacement	CPR	-	-	-	-	269,017
St Marys	Forrester Rd- St Marys Rail to Christie St	CPR	350,000	82,767	432,767	-	432,767
Llandilo	Eighth Avenue Flood Safety Gates Installation	CPR	80,000	(70,900)	9,100	-	9,100
Various	Rural Roadside Drainage Program	CPR	15,000	(12,100)	2,900	-	-
Cranebrook	Woodside Glen	CPR	-	-	-	-	2,900
St Marys	Links Rd St Marys U-Turn Bay and Surface Renewal	CPR	66,060	(5,973)	60,087	-	60,087
Penrith Council	Camera System for Pipe Inspections	CA	40,000	(8,030)	31,970	-	31,970
Various	Regional and Local Roads Repair Program 2023	CA	-	160,722	160,722	-	78,829
Agnes Banks	Castlereagh Road	CA	-	-	-	-	22
Werrington	Oldham Ave	CA	-	-	-	-	4,248
Werrington County	Swagman Place	CA	-	-	-	-	90
St Clair	Barossa Close	CA	-	-	-	-	13,759
Erskine Park	Bittern Close	CA	-	-	-	-	3,234
St Clair	Evening Row	CA	-	-	-	-	7,124
Erskine Park	Skylark Crescent	CA	-	-	-	-	3,234

PROJECTS PROGRESS REPORT

For the Period to 30 June 2023

Location	Description	Resp Officer	Adopted Budget	Proposed Variances	Revised Budget	Estimated	
						Project Cost	PTD Expenditure
St Clair	Todd Row	CA	-	-	-	-	4,381
St Clair	Tuna Place	CA	-	-	-	-	24,161
Werrington County	Wilde Place	CA	-	-	-	-	9,149
South Penrith	Jason Avenue	CA	-	-	-	-	9,995
South Penrith	Samuel Foster Drive	CA	-	-	-	-	2,496
Wallacia	Footpath Installation - Roma Avenue, Wallacia	CPR	8,500	(735)	7,765	-	7,765
TOTAL CIVIL MAINTENANCE, RENEWAL AND CONSTRUCTION			23,139,492		27,956,023		27,956,019

Community Facilities and Recreation Operations

Various	Neighbourhood Centres/Halls Improvements	CF	19,048	(13,548)	5,500	-	5,500
TOTAL COMMUNITY FACILITIES AND RECREATION OPERATIONS			19,048		5,500		5,500

Community Facilities and Recreation Planning

Kingswood	Chapman Gardens Precinct Upgrade	CF	1,531,559	(530,233)	1,001,326	-	-
Kingswood	Doug Rennie Fields Amenities	CF	-	-	-	-	945,934
Kingswood	Chapman Gardens Irrigation	CF	-	-	-	-	15,693
Kingswood	Chapman Baseball Amenity	CF	-	-	-	-	39,700
South Penrith	Jamison Park Synthetic Connections	CF	18,776	5,364	24,140	-	24,140
Various	Cool Playgrounds - Drinking Stations & Shade	CF	50,000	(28,306)	21,694	-	-
Glenmore Park	Drinking Station, Sunbird Terrace	CF	-	-	-	-	9,960
Jordan Springs	Drinking Station, Livvis Place	CF	-	-	-	-	11,734

PROJECTS PROGRESS REPORT

For the Period to 30 June 2023

Location	Description	Resp Officer	Adopted Budget	Proposed Variances	Revised Budget	Estimated	PTD
						Project Cost	
South Penrith	Roofs for equipment cages at Jamison Park	CF	35,000	(3,744)	31,256	-	31,256
TOTAL COMMUNITY FACILITIES AND RECREATION PLANNING			1,635,335		1,078,416		1,078,417
Community Resilience (Community Safety)							
Penrith	Great River Walk Safety Upgrade	CACP	303,393	(302,082)	1,311	-	1,311
TOTAL COMMUNITY RESILIENCE (COMMUNITY SAFETY)			303,393		1,311		1,311
Community Resilience (Neighbourhood Renewal)							
Various	Neighbourhood Renewal	CACP	1,411	(1,411)	-	1,411	-
Various	Mayoral Youth Challenge	CACP	213,682	(210,361)	3,321	213,682	3,321
Various	Advancement of St Marys Town Centre Revitalisation Projects	CACP	66,258	2,386	68,644	66,258	68,644
Kingswood	Streets as Shared Spaces Live Work Play Kingswood	CACP	245,416	(17,341)	228,075	-	228,075
TOTAL COMMUNITY RESILIENCE (NEIGHBOURHOOD RENEWAL)			526,767		300,040		300,041
Council and Corporate Governance							
Penrith Council	Printroom Equipment Purchase	GOV	13,599	-	13,599	-	13,599
TOTAL COUNCIL AND CORPORATE GOVERNANCE			13,599		13,599		13,599
Design and Projects							
Various	Park Asset Shade Sails	MP	161,199	(7,102)	154,097	-	154,096
Various	Parker Street Sporting Field Upgrades	MP	3,839,884	299,850	4,139,734	-	4,139,734
Penrith	Soper Place Multi Deck Carpark	MP	16,864,465	(14,141,802)	2,722,663	-	2,722,663
Penrith CBD	Regatta Park - Stage 1	MP	15,045,951	(4,482,456)	10,563,495	-	10,475,368

PROJECTS PROGRESS REPORT

For the Period to 30 June 2023

Location	Description	Resp Officer	Adopted Budget	Proposed Variances	Revised Budget	Estimated	
						Project Cost	PTD Expenditure
Emu Plains	36-42 Great Western Highway Emu Plains	MP	-	-	-	-	88,127
St Marys	Ripples Leisure Centre Splashpad Facilities	MP	454,914	(118,037)	336,877	-	336,877
Glenmore Park	Mulgoa Rise Amenity Building Extensions	MP	82,041	(22,177)	59,864	-	59,864
St Clair	Mark Leece Oval New Amenity Building	MP	328,560	(294,717)	33,843	-	29,894
St Clair	Mark Leece Oval - Stage 2	MP	-	-	-	328,560	3,949
South Penrith	Jamison Park Multi-Sport Synthetic Surface	MP	4,221	-	4,221	-	4,220
Werrington	Gipps Street Recreation Precinct	MP	11,894,387	6,874,773	18,769,160	-	17,265,561
Werrington	Gipps Street Stage 2 - Westinvest	MP	-	-	-	-	1,503,599
Erskine Park	Chameleon Reserve Stage 1 Tree Planting	MP	197,182	(125,889)	71,293	10,436	50,533
St Clair	Corio Drive	MP	-	-	-	20,000	5,262
St Clair	Kindanda Childcare Centre	MP	-	-	-	166,746	15,498
St Marys	St Marys Art and Craft Studio	MP	-	-	-	-	(0)
Penrith CBD	City Park	MP	5,064,248	1,612,538	6,676,786	-	1,882,593
Penrith CBD	City Park - Westinvest	MP	-	-	-	-	4,794,193
St Marys	Cook Park Cricket Amenities Refurbishment	MP	-	150	150	-	150
Nth Penrith	Nursery Redevelopment	MP	140,000	(68,458)	71,542	-	71,542
Werrington	Harold Corr Synthetic Track Upgrade	MP	3,948,587	(16,045)	3,932,542	-	3,932,541
Claremont Meadows	Caddens Road - Gipps Street to Heaton Road	MP	92,116	(9,194)	82,922	-	82,922

PROJECTS PROGRESS REPORT

For the Period to 30 June 2023

Location	Description	Resp Officer	Adopted Budget	Proposed Variances	Revised Budget	Estimated	
						Project Cost	PTD Expenditure
Penrith	Dunheved Road Upgrade	MP	1,053,622	43,527	1,097,149	-	1,097,149
Penrith	JSPAC Cafe Renewal and Refurbishment	MP	140,222	(92,999)	47,223	-	47,223
Penrith	Hickeys Lane Amenities Renewal	MP	1,925,848	(438,239)	1,487,609	-	1,487,609
North St Marys	Boronia Park Amenities Renewal	MP	1,994,114	(748,183)	1,245,931	-	1,186,322
North St Marys	<i>Dog Park</i>	MP	-	-	-	-	16,319
Jordan Springs	<i>Cricket Nets</i>	MP	-	-	-	-	43,290
Penrith	Boating Now Round 3 Kayak Launch	MP	40,000	(35,800)	4,200	-	4,200
South Penrith	Eillean Cammack Building Refurbishment	MP	188,664	-	188,664	-	188,664
Penrith	Civic Centre Renewal	MP	753,194	(591,822)	161,372	-	153,853
Penrith	<i>Ground Floor Works</i>	MP	-	-	-	-	6,619
Penrith	<i>Penrith Library Front Counter Refurbishment</i>	MP	-	-	-	-	900
St Marys	Bill Ball (Cook Park) Oval Upgrade	MP	1,577,782	(307,380)	1,270,402	1,177,782	1,229,295
St Marys	<i>Carpark Construction</i>	MP	-	-	-	400,000	41,108
Penrith	Woodriff Gardens Tennis Amenity Upgrade	MP	2,980,396	(2,429,990)	550,406	-	550,406
Glenmore Park	Ched Towns Amenity Renewal & Upgrade	MP	1,964,373	(1,011,473)	952,900	-	952,901
South Penrith	Eileen Cammack Field Lighting Stage 2 and 3	MP	111,883	10,419	122,302	-	122,302
Penrith	Great River Walk Nepean Av Shared Use Path	MP	2,027,214	(2,020,739)	6,475	-	6,475
St Clair	David Currie Playspace Banks Drive St Clair	MP	578,842	(88,073)	490,769	-	490,769

PROJECTS PROGRESS REPORT

For the Period to 30 June 2023

Location	Description	Resp Officer	Adopted Budget	Proposed Variances	Revised Budget	Estimated	
						Project Cost	PTD Expenditure
Colyton	Brooker and Day Street Reserve Colyton	MP	179,653	(5,319)	174,334	-	174,334
Penrith LGA	Cooling the City Strategy Green Infrastructure Project	MP	938,690	(128,056)	810,634	-	810,633
St Marys	Bennett Park St Marys Mixed Recreation Space	MP	1,090,000	(968,896)	121,104	-	95,066
St Marys	<i>Bennett Park St Marys Mixed Recreation Space - Westinvest</i>	MP	-	-	-	-	26,038
St Marys	Monfarville Amenity Building Upgrade	MP	40,000	(14,277)	25,723	-	25,723
St Marys	St Marys Hall Network Upgrades	MP	2,886,350	(12,873)	2,873,477	-	7,200
St Marys	<i>St Marys Senior Citizens Centre</i>	MP	-	-	-	-	2,866,277
Llandilo	Wilson Park Mayoral Challenge	MP	495,182	(478,987)	16,195	15,000	16,195
Llandilo	<i>Wilson Park Llandilo Mayoral Youth Challenge</i>	MP	-	-	-	208,825	-
Llandilo	<i>Wilson Park Co-Design ECP Grant</i>	MP	-	-	-	147,000	-
Llandilo	<i>Wilson Park Co-design CBP21 Grant</i>	MP	-	-	-	15,000	-
Llandilo	<i>Wilson Park Llandilo Amenities Upgrade GSCLOSAP Grant</i>	MP	-	-	-	318,182	-
Glenmore Park	Nindi Crescent Renew Play Equipment & Softfall	MP	166,738	-	166,738	-	166,738
St Marys	Ripples St Marys Roof Refurbishment	MP	14,358	-	14,358	-	14,358
Werrington	Kingsway North (Touch) Field Upgrades	MP	259,930	(160,277)	99,653	-	99,653
Glenmore Park	Mulgoa Sanctuary Amenities Construction	MP	23,282	-	23,282	-	23,281
Emu Heights	Wedmore Road Dog park upgrade	MP	50	-	50	-	50
St Marys	Cook Park Floodlight Upgrades	MP	161,008	(53,783)	107,225	-	107,225

PROJECTS PROGRESS REPORT

For the Period to 30 June 2023

Location	Description	Resp Officer	Adopted Budget	Proposed Variances	Revised Budget	Estimated	
						Project Cost	PTD Expenditure
South Penrith	Jamison Park Synthetic Field Project	MP	161,857	-	161,857	-	161,857
Cambridge Gardens	Trinity Drive Mixed Recreation Shade Seating Paths	MP	83,850	-	83,850	-	83,850
Penrith	Temporary Judges Place Carpark Construction	MP	12,586	(63)	12,523	-	12,523
Penrith	Andrews Road Rugby Amenities Asset Replacement	MP	210,126	2,825	212,951	-	212,951
Emu Plains	Penrith Regional Gallery Main Gallery Floor and Asset Replac	MP	116,900	(2,560)	114,340	-	114,340
Emu Plains	Emu Plains Regatta Park - Kiosk	MP	1,912,113	(1,166,964)	745,149	-	620,151
Emu Plains	<i>Landscape Consultant</i>	MP	-	-	-	-	100,868
Emu Plains	<i>Other Consultant</i>	MP	-	-	-	-	24,130
Penrith LGA	Installation of Playspace Shading at 17 Playgrounds	MP	110,567	-	110,567	-	110,561
Jordan Springs	<i>Boronia Park</i>	MP	-	-	-	-	6
Londonderry	Cook Park Amenity Building & Grandstand Upgrade	MP	415,085	(4,163)	410,922	-	320,185
St Marys	<i>Cook Park Amenity Building & Grandstand Upgrade - Westinvest</i>	MP	-	-	-	-	90,737
Glenmore Park	Surveyors Creek Softball Facility	MP	1,052,520	(325,518)	727,002	-	724,390
Glenmore Park	<i>Floodlighting</i>	MP	-	-	-	-	2,612
Penrith	Stapley Street New Play Equipment Shade & Paths	MP	112,112	(8,022)	104,090	-	104,090
Werrington	Armstein Crescent Reserve Renewal	MP	161,493	-	161,493	-	161,493
Penrith	Trinity Drive Reserve Renewal	MP	1,003,250	(9,404)	993,846	-	993,846
Londonderry	Iron Bark Way Reserve Renewal	MP	111,324	-	111,324	-	111,324

PROJECTS PROGRESS REPORT

For the Period to 30 June 2023

Location	Description	Resp Officer	Adopted Budget	Proposed Variances	Revised Budget	Estimated	
						Project Cost	PTD Expenditure
Penrith	Pauline Fields Park Renewal	MP	92,716	-	92,716	-	92,716
Penrith	Penrose Crescent Park Renewal	MP	101,237	-	101,237	-	101,237
South Penrith	South Penrith Neighbourhood Centre Renewal	MP	691,116	7,407	698,523	-	698,523
St Marys	Kingsway North Amenity Building Renewal	MP	57,618	18,892	76,510	-	76,510
Oxley Park	Ridge Park Hall Building Renewal Refurbishment	MP	23,500	-	23,500	-	23,500
Penrith	Judges Place Carpark Amenities New Adult Change Room	MP	14,608	-	14,608	-	14,608
Penrith	JSPAC Q Theatre Lighting and Seating Replacement	MP	334,828	(18,956)	315,872	-	118,525
Penrith	<i>Theatre Lighting Upgrade</i>	MP	-	-	-	-	14,802
Penrith	<i>Patron Seating Upgrade</i>	MP	-	-	-	-	182,545
Werrington	Yoorami Before & After Building Upgrade	MP	142,518	-	142,518	-	142,518
St Clair	St Clair Leisure Centre A/C installation	MP	300,000	(220,612)	79,388	-	79,388
North St Marys	Boronia Park Precinct Upgrade	MP	40	(40)	-	-	-
St Clair	Peter Kearns Oval David Currie Amenity Upgrade and Renewal	MP	300,000	(221,626)	78,374	-	78,374
Cambridge Park	Patterson Oval Cricket Practice Facility Upgrade	MP	92,996	-	92,996	-	92,996
St Marys	Cook Park, St Marys-Playspace Enhancement	MP	100,000	-	100,000	-	100,000
Penrith	University of the 3rd Age Building Renewal	MP	491,933	-	491,933	-	491,933
Colyton	Kevin Dwyer Fields-New aluminium goalpost & ball fencing	MP	25,000	-	25,000	-	25,000
St Clair	Cook & Banks Cricket Practice Facility Upgrade	MP	78,905	-	78,905	-	78,905

PROJECTS PROGRESS REPORT

For the Period to 30 June 2023

Location	Description	Resp Officer	Adopted Budget	Proposed Variances	Revised Budget	Estimated	
						Project Cost	PTD Expenditure
Erskine Park	Capella Reserve Renewal	MP	25,000	(21,870)	3,130	-	3,130
Erskine Park	Chameleon Reserve Masterplan	MP	55,000	(4,333)	50,667	-	50,667
Emu Plains	Dukes Oval Amenities Renewal (High risk works)	MP	200,000	(120,549)	79,451	-	79,451
Penrith	Fitch Avenue Flood Damage Restoration Works	MP	6,205	-	6,205	-	-
Penrith	<i>Emergency Works</i>	MP	-	-	-	-	2,160
Penrith	<i>Essential Public Asset Reconstruction Works</i>	MP	-	-	-	-	4,045
Cambridge Park	Allsopp Oval Floodlights	MP	172,500	(36,425)	136,075	-	136,075
Erskine Park	Ridgeview Crescent Playground Renewal	MP	203,357	(202,411)	946	-	946
Glenmore Park	Glengarry Drive Playground Renewal	MP	155,000	-	155,000	-	155,000
St Clair	Explorers Way Playground Renewal	MP	135,000	(128,286)	6,714	-	6,714
Jamisontown	Willoring Crescent Reserve Playground Renewal	MP	114,456	(114,097)	359	-	359
Cranebrook	Goldmark Crescent Kurwan Reserve Playground Renewal	MP	170,000	(168,384)	1,616	-	1,616
Kingswood Park	Illawong Community Playspace New Playground CBP21	MP	220,000	(218,587)	1,413	-	1,413
Werrington Downs	Jim Anderson Reserve Playground Renewal	MP	135,000	(134,012)	988	-	988
Penrith LGA	Berried Treasure	MP	108,000	(96,543)	11,457	-	11,457
Penrith LGA	Planting Trees for the Queen's Jubilee	MP	20,000	(6,930)	13,070	-	13,070
St Marys	Ripples Solar Panel Installation and Accessible Rooms	MP	420,000	(180,472)	239,528	-	13,202
St Marys	<i>Installation of new Solar Panels</i>	MP	-	-	-	-	95,964

PROJECTS PROGRESS REPORT

For the Period to 30 June 2023

Location	Description	Resp Officer	Adopted Budget	Proposed Variances	Revised Budget	Estimated	
						Project Cost	PTD Expenditure
St Marys	Upgrade to Accessible Rooms	MP	-	-	-	-	4,355
St Marys	Staff Room	MP	-	-	-	-	126,007
Emu Plains	Penrith Regional Gallery Air-con Renewal	MP	192,950	(52,368)	140,582	-	140,583
Emu Heights	18 Strathdon Rd Emu Heights Land Treatment	MP	24,000	(20,800)	3,200	-	3,200
Emu Plains	Blue Emu CCC Minor renewal and high-risk work	MP	10,000	-	10,000	-	10,000
St Clair	Kindana B&A Minor renewal and high-risk work	MP	10,000	-	10,000	-	10,000
St Marys	Koala Corner CCC High-risk work	MP	200,000	(199,466)	534	-	534
Jordan Springs	Jordan Springs Village Lake - Decking Repairs	MP	100,000	(77,383)	22,617	-	22,617
St Marys	St Marys Library Lift Replacement	MP	110,000	(70,053)	39,947	-	39,947
Emu Plains	River Road Major Culvert Renewal	MP	10,000	114,886	124,886	-	124,886
Emu Plains	River Road Buring Ave Culvert Replacement	MP	150,000	(36,944)	113,056	-	113,056
St Marys	St Marys City Heart and Entertainment Canopy	MP	20,000	(13,050)	6,950	-	6,950
Cambridge Park	Be Cool To School - Cambridge Park	MP	22,100	(14,118)	7,982	-	7,982
Penrith	Local Roads Package (LRP) Round 4	MP	150,000	(97,684)	52,316	-	538
Penrith	Coreen Av and Lemongrove Rd Intersection Upgrade	MP	-	-	-	19,678	9,070
Penrith	Coreen Av and Bel-Air Rd Roundabout Upgrade	MP	-	-	-	15,375	8,689
Penrith	Coreen Av and Coombes Dr Intersection Upgrade	MP	-	-	-	28,702	27,161
Penrith	Coreen Av and Sydney Smith Dr Intersection Upgrade	MP	-	-	-	16,634	6,859

PROJECTS PROGRESS REPORT

For the Period to 30 June 2023

Location	Description	Resp Officer	Adopted Budget	Proposed Variances	Revised Budget	Estimated	
						Project Cost	PTD Expenditure
Cranebrook	Drainage Greygums Oval Cranebrook	MP	57,592	-	57,592	-	57,592
St Marys	St Marys City Heart and Entertainment Canopy	MP	-	250,269	250,269	-	-
St Marys	<i>Project Management Admin (PMA)</i>	MP	-	-	-	-	250,269
Claremont Meadows	Multi Indoor Sports Stadium	MP	-	256,215	256,215	-	-
Claremont Meadows	<i>Mult Indoor Sports Stadium -Westinvest</i>	MP	-	-	-	-	256,215
Various	Playspace Newtwork Upgrades - Westinvest	MP	-	47,479	47,479	-	47,479
Penrith	Nursery Upgrade and Cumberland Plain Improvement Project	MP	-	26,629	26,629	-	-
Penrith CBD	<i>Nursery Upgrade and Cumberland Plain Improvement Project -We</i>	MP	-	-	-	-	26,629
Cranebrook	Andromeda Oval Storage, Sports surface & Carpark Improvement	MP	-	31,428	31,428	-	-
Cranebrook	<i>Andromeda Oval Storage, Sports surface & Carpark Improvement</i>	MP	-	-	-	-	31,428
TOTAL DESIGN AND PROJECTS			91,216,108		67,947,659		67,947,655

Divisional Assurance (City Services)

Penrith Council	CCTV Upgrade & Renewal Program	DIVASS	50,000	(5,097)	44,903	-	44,903
TOTAL DIVISIONAL ASSURANCE (CITY SERVICES)			50,000		44,903		44,903

Environment Health (Biodiversity)

Penrith LGA	Stormwater Work Improvement Program	EHC	385,670	(363,885)	21,785	-	21,785
TOTAL ENVIRONMENT HEALTH (BIODIVERSITY)			385,670		21,785		21,785

Fleet and Plant Management

Various	Motor Vehicle Purchases	CPR	3,253,994	(627,220)	2,626,774	-	2,626,774
---------	-------------------------	-----	-----------	-----------	-----------	---	-----------

PROJECTS PROGRESS REPORT

For the Period to 30 June 2023

Location	Description	Resp Officer	Adopted Budget	Proposed Variances	Revised Budget	Estimated	
						Project Cost	PTD Expenditure
Penrith Council	Plant Replacement	CPR	2,670,264	(617,466)	2,052,798	-	1,846,387
Penrith Council	<i>New Plant Purchase (not replacement)</i>	CPR	-	-	-	-	206,412
TOTAL FLEET AND PLANT MANAGEMENT			5,924,258		4,679,572		4,679,572
Information Management							
Various	Information Management System	GOV	66,900	(37,500)	29,400	-	29,400
Penrith	Records Capital Equipment Purchases	GOV	8,998	-	8,998	-	8,998
TOTAL INFORMATION MANAGEMENT			75,898		38,398		38,398
Information Technology							
Various	Desktop Hardware / Devices	ICT	422,046	(35,012)	387,034	-	387,034
Various	Corporate Planing and Reporting Software CAPEX	ICT	209,225	(209,225)	-	-	-
Penrith Council	Server Infrastructure	ICT	193,068	(149,436)	43,632	-	380
Penrith Council	<i>Remediation</i>	ICT	-	-	-	-	2,512
Penrith Council	<i>Networking</i>	ICT	-	-	-	-	37,630
Penrith Council	<i>Warranty</i>	ICT	-	-	-	-	3,110
TOTAL INFORMATION TECHNOLOGY			824,339		430,666		430,666
Libraries							
Various	Library Resources - Capital	LS	509,437	(16,875)	492,562	-	492,562
Civic Centre	Library Special Purpose Projects -Building	LS	36,764	3,202	39,966	-	39,966
TOTAL LIBRARIES			546,201		532,528		532,528

PROJECTS PROGRESS REPORT

For the Period to 30 June 2023

Location	Description	Resp Officer	Adopted Budget	Proposed Variances	Revised Budget	Estimated	
						Project Cost	PTD Expenditure
Place and Activation							
Various	Renewing the Heart of Kingswood - Your High St	CACP	885,076	35,574	920,650	885,076	920,650
TOTAL PLACE AND ACTIVATION			885,076		920,650		920,650
Property Development and Management							
Various	Property Development Expenditure Project (2)	PD	-	20,073	20,073	-	20,073
Various	Mulgoa Rd & Jane St Project (RMS) - WIK/Acqn	PD	1,500,000	(516,009)	983,991	1,500,000	983,990
Various	Cox Acquisition	PD	24,628	-	24,628	24,628	24,628
Various	Henry Street Penrith	PD	155,491	(50,000)	105,491	155,491	105,491
Various	Erskine Pk Urban Reinvestment (refer MP970)	PD	445,326	(261,985)	183,341	445,326	183,341
Various	Commuter carpark upgrade- Cox Ave Kingswood	PD	482,735	(16,034)	466,701	482,735	466,701
Various	Commuter carpark upgrade - St Marys	PD	509,553	55,953	565,506	509,553	565,506
Various	Emu Plains Employment Precinct (Capital)	PD	45,480,858	1,140,797	46,621,655	45,800,387	46,621,655
Various	The Police Cottage	PD	1,987,606	(204,379)	1,783,227	1,987,606	1,783,227
St Marys	<i>Civil Works</i>	PD	-	4,494	4,494	-	4,494
TOTAL PROPERTY DEVELOPMENT AND MANAGEMENT			50,586,197		50,759,107		50,759,106
Public Space Maintenance (Buildings)							
Various	Bus Shelters Program	CPR	199,000	(50,134)	148,866	-	148,866
Penrith LGA	Building Asset Renewal	CA	661,731	(573,402)	88,329	-	64,578
Penrith LGA	<i>Annual Paint Program</i>	CA	-	-	-	-	23,751

PROJECTS PROGRESS REPORT

For the Period to 30 June 2023

Location	Description	Resp Officer	Adopted Budget	Proposed Variances	Revised Budget	Estimated	
						Project Cost	PTD Expenditure
Various	Insurance Buildings Restoration	CA	14,645	(14,645)	-	-	-
Penrith	<i>Ripples Quarterdeck Function Centre Carpet Replacement</i>	CA	-	-	-	14,645	-
Various	Children Services Building Asset Renewal	CPR	50,000	-	50,000	-	-
St Clair	<i>Kindana B&A Renewals</i>	CPR	-	-	-	20,000	12,248
Glenmore Park	<i>Floribunda B&A Renewals</i>	CPR	-	-	-	30,000	37,752
Werrington	Harold Corr Amenities Plumbing Works	CPR	120,000	(7,661)	112,339	-	112,339
St Marys	Ripples St Marys Shutdown Works	CA	222,520	(27)	222,493	-	-
St Marys	<i>Pool Structural Renewal Works</i>	CA	-	-	-	-	222,493
St Marys	Ripples St Marys General Renewal Allocation	CA	-	85,326	85,326	-	85,326
Various	<i>Land Recognition - Community (D)</i>	CA	-	1,464,000	1,464,000	-	1,464,000
Various	<i>Land Recognition - LUR</i>	CA	-	159,282	159,282	-	159,282
Various	<i>Open Space Asset Dedications</i>	CA	-	952,930	952,930	-	952,930
Penrith LGA	Parks Asset Renewal	CA	25,331	(25,331)	-	-	-
Various	Insurance Open Space Restoration	CA	84,097	-	84,097	-	-
St Marys	<i>St Marys BMX Track Restoration</i>	CA	-	-	-	-	51,000
St Marys	<i>St Marys BMX Track Restoration June</i>	CA	-	-	-	-	33,097
TOTAL PUBLIC SPACE MAINTENANCE (BUILDINGS)			1,377,324		3,367,662		3,367,661

Public Space Maintenance (City Services)

PROJECTS PROGRESS REPORT

For the Period to 30 June 2023

Location	Description	Resp Officer	Adopted Budget	Proposed Variances	Revised Budget	Estimated	
						Project Cost	PTD Expenditure
Various	Sporting Fields Restoration Works Post Flood	CPR	620,878	(586,222)	34,656	-	-
Penrith	Penrith Rowers Launch Jettythelics	CPR	-	-	-	-	24,436
Werrington	Parkes Avenue Futsal Court	CPR	-	-	-	-	10,220
Various	Playground Softfall Insurance Settlement	CPR	95,000	(23,109)	71,891	-	-
Various	Nereid Reserve Playground	CPR	-	-	-	16,250	14,773
Various	Jamison Park Playground	CPR	-	-	-	78,750	57,118
Glenmore Park	Surveyors Creek Glenmore Park - Dugouts & Diamond 1 surface	CPR	80,000	(7,749)	72,251	-	72,251
TOTAL PUBLIC SPACE MAINTENANCE (CITY SERVICES)			795,878		178,798		178,798

Regional Illegal Dumping

Penrith Council	RID Squad Motor Vehicle Purchases	EHC	37,000	45,840	82,840	-	82,840
TOTAL REGIONAL ILLEGAL DUMPING			37,000		82,840		82,840

Resilience

Various	St Marys City Heart WestInvest Engagement and Stakeholder Mg	CR	27,785	(16,190)	11,595	35,285	11,595
TOTAL RESILIENCE			27,785		11,595		11,595

Security and Emergency Services Management

Regentville	Regentville RFS Driveway Replacement	CA	-	20,949	20,949	-	20,949
Various	SES Equipment Priority List	CA	20,000	(15,490)	4,510	-	4,510
Penrith LGA	Rural Fire Service Equip-Grant Funded	CA	759,530	(391,530)	368,000	-	368,000
Londonderry	Londonderry Brigade Station Improvements	CA	-	8,839	8,839	-	8,839

PROJECTS PROGRESS REPORT

For the Period to 30 June 2023

Location	Description	Resp Officer	Adopted Budget	Proposed Variances	Revised Budget	Estimated	
						Project Cost	PTD Expenditure
Mulgoa	New Mulgoa Rural Fire Service Station Construction	CA	621,182	(95,994)	525,188	-	525,188
Penrith Council	Rural Fire Service - Plant and Equipment	CA	-	18,920	18,920	-	18,920
TOTAL SECURITY AND EMERGENCY SERVICES MANAGEMENT			1,400,712		946,406		946,406

Social Strategy

Various	Disability Access Improvements	CACP	60,118	(22,433)	37,685	60,118	37,685
Penrith LGA	Aboriginal Artwork	CACP	31,130	(1,130)	30,000	-	30,000
TOTAL SOCIAL STRATEGY			91,248		67,685		67,685

Traffic Management, Parking and Road Safety

Various	LTC / Urgent Traffic Facilities	ES	11,681	47,861	59,542	11,681	59,542
Penrith	NSW Bike Plan River Cities Program	ES	245,934	(245,934)	-	-	-
TOTAL TRAFFIC MANAGEMENT, PARKING AND ROAD SAFETY			257,615		59,542		59,542

TOTAL CAPITAL PROJECTS

181,252,880 **160,216,622** **160,216,616**

OPERATING PROJECTS

Animal Services

Penrith LGA	Companion Animals Act Education Program	EHC	10,000	(978)	9,022	-	9,022
TOTAL ANIMAL SERVICES			10,000		9,022		9,022

Aquatic and Leisure Services

Penrith	Penrith Splash Park Repairs	RIPP	25,000	(25,000)	-	-	-
---------	-----------------------------	------	--------	----------	---	---	---

PROJECTS PROGRESS REPORT

For the Period to 30 June 2023

Location	Description	Resp Officer	Adopted Budget	Proposed Variances	Revised Budget	Estimated	
						Project Cost	PTD Expenditure
TOTAL AQUATIC AND LEISURE SERVICES			25,000		-		-
Children's Services							
Various	CS Repair & Replace Equipment Operating	CSO	100,000	(36,422)	63,578	-	63,578
TOTAL CHILDREN'S SERVICES			100,000		63,578		63,578
City Economy and Marketing							
Various	City Park Communications and Engagement	CEM	2,880	-	2,880	2,880	2,880
Various	Economic Development Memberships and Sponsorships	CEM	38,854	35,694	74,548	88,854	74,548
Various	City Economy	CEM	335,509	(121,611)	213,898	285,509	213,898
TOTAL CITY ECONOMY AND MARKETING			377,243		291,326		291,326
City Planning							
Various	Externally Commissioned Studies	CP	188,287	(89,933)	98,354	188,287	98,354
Various	Planning Proposal Applications to Amend a LEP	CP	163,834	(138,746)	25,088	163,834	25,088
Various	Applications to Amend a DCP	CP	3,331	(3,331)	-	3,331	-
Various	VPA Management Software Subscription and Licencing	CP	102,333	145,337	247,670	102,333	247,670
Penrith LGA	City Planning Major Projects Resourcing	CP	148,765	(14,012)	134,753	-	134,753
Penrith LGA	Planning and Contributions Projects Resourcing	CP	179,732	31,852	211,584	-	211,584
Penrith LGA	Open Space and Community Facility Developer Contributions PI	CP	28,000	-	28,000	-	28,000
Penrith LGA	Implementation of Infrastructure Contributions Projects	CP	11,008	(11,008)	-	-	-

PROJECTS PROGRESS REPORT

For the Period to 30 June 2023

Location	Description	Resp Officer	Adopted Budget	Proposed Variances	Revised Budget	Estimated	
						Project Cost	PTD Expenditure
TOTAL CITY PLANNING			825,290		745,449		745,449
City Strategy							
Various	Advocacy Program	CitSrat	63,062	(24,275)	38,787	-	38,787
Various	City Strategy Operational Program	CitSrat	100,030	(1,079)	98,951	100,030	98,951
Various	City-shaping Strategies	CitSrat	3,958	-	3,958	-	3,958
Various	St Marys Master Plan Integrated Street Network Plan	CitSrat	180,000	(139,255)	40,745	180,000	40,745
Penrith Council	Western Parkland Councils Alliance	CitSrat	42,500	-	42,500	-	42,500
Penrith LGA	Penrith Green Grid Strategy	CitSrat	23,549	-	23,549	-	23,549
Penrith Council	St Marys Structure Plan	CitSrat	5,268	(834)	4,434	-	4,433
Penrith LGA	Tree Canopy Targets for Penrith LGA	CitSrat	87,099	(24,559)	62,540	-	62,540
Penrith LGA	St Marys Heritage Investigation	CitSrat	16,738	-	16,738	-	16,738
Penrith LGA	St Marys Master Plan High-Level Business Case Telstra Exchan	CitSrat	50,000	(50,000)	-	-	-
Penrith LGA	St Marys MasterPlan Business Case Community Hub Cultural Spc	CitSrat	45,000	(8,112)	36,888	-	36,888
Penrith LGA	St Marys Master Plan Landscape Plan	CitSrat	7,000	(7,000)	-	-	-
Penrith LGA	St Marys Master Plan Urban Ecology Action Plan	CitSrat	22,000	(9,215)	12,785	-	12,785
Penrith LGA	St Marys Master Plan Market Analysis and Feasibility Study	CitSrat	22,500	10,220	32,720	-	32,720
Penrith LGA	St Marys Master Plan Infrastructure Delivery & Funding Strat	CitSrat	24,000	(24,000)	-	-	-

PROJECTS PROGRESS REPORT

For the Period to 30 June 2023

Location	Description	Resp Officer	Adopted Budget	Proposed Variances	Revised Budget	Estimated	
						Project Cost	PTD Expenditure
Penrith LGA	St Marys Master Plan Integrated Water Management Plan	CitSrat	35,000	(35,000)	-	-	-
Penrith LGA	St Marys Master Plan European Heritage Study	CitSrat	10,870	(2,370)	8,500	-	8,500
Penrith LGA	St Marys Master Plan Sustainability Study	CitSrat	65,000	(7,775)	57,225	-	57,225
Penrith LGA	St Marys Master Plan Land Contamination Study	CitSrat	43,000	(43,000)	-	-	-
Penrith LGA	St Marys Master Plan Indigenous Heritage Study	CitSrat	39,672	(27,042)	12,630	-	12,630
Penrith LGA	St Marys Master Plan Consultancy	CitSrat	32,000	(24,727)	7,273	-	7,273
TOTAL CITY STRATEGY			918,246		500,223		500,221
Civil Maintenance, Renewal and Construction							
Various	Shared Pathways Maintenance Program	CA	284,006	2,198	286,204	-	286,204
Various	Maintenance of GPT Constructions	CPR	338,127	1,234	339,361	-	339,361
Londonderry	The Driftway - Road Maintenance	CPR	505,902	(215,407)	290,495	-	290,495
Penrith LGA	CCTV Investigation Drainage Assets	CA	100,000	(25,691)	74,309	-	74,309
TBD	Geotechnical Investigations for Sinkholes	CA	15,000	(10,600)	4,400	-	4,400
TOTAL CIVIL MAINTENANCE, RENEWAL AND CONSTRUCTION			1,243,035		994,769		994,769
Communications							
Penrith LGA	Corporate Advertising	Commu	429,291	41,477	470,768	-	2,226
Penrith LGA	Media Monitoring	Commu	-	-	-	-	27,667

PROJECTS PROGRESS REPORT

For the Period to 30 June 2023

Location	Description	Resp Officer	Adopted Budget	Proposed Variances	Revised Budget	Estimated	
						Project Cost	PTD Expenditure
Penrith LGA	<i>Subscription based Newspapers</i>	Commu	-	-	-	-	1,173
Penrith LGA	<i>General Advertising</i>	Commu	-	-	-	-	5,981
Penrith LGA	<i>Miscellaneous</i>	Commu	-	-	-	93,118	57
Penrith LGA	<i>Western Weekender</i>	Commu	-	-	-	-	26,994
Penrith LGA	<i>Community Newsletter</i>	Commu	-	-	-	336,173	397,751
Penrith LGA	<i>Local Celebrations Awards (Advertising)</i>	Commu	-	-	-	-	8,920
Penrith Council	Website Maintenance	Commu	50,000	(6,881)	43,119	-	43,118
Various	Communications Services Resources - WestInvest	Commu	26,221	(26,221)	-	-	-
TOTAL COMMUNICATIONS			505,512		513,887		513,886
Community Facilities and Recreation Operations							
Penrith LGA	Hall Hire - Fee Waiver	CF	3,000	(2,345)	655	-	655
Various	Neighbourhood Facility General Imprvmnts	CF	80,000	803	80,803	-	-
Emu Plains	<i>Emu Plains Community Centre</i>	CF	-	-	-	-	11
St Marys	<i>St Marys Community Centre</i>	CF	-	-	-	-	80,793
TOTAL COMMUNITY FACILITIES AND RECREATION OPERATIONS			83,000		81,458		81,458
Community Facilities and Recreation Planning							
Penrith LGA	Western Sydney Academy of Sport	CF	16,960	-	16,960	-	16,960

PROJECTS PROGRESS REPORT

For the Period to 30 June 2023

Location	Description	Resp Officer	Adopted Budget	Proposed Variances	Revised Budget	Estimated	
						Project Cost	PTD Expenditure
Penrith LGA	Sponsorship of Penrith's NSW Netball Premier League team	CF	15,000	-	15,000	-	15,000
Penrith Council	CF&R Project Officer -12 month Temp	CF	89,324	(1,270)	88,054	-	88,054
Penrith	WestInvest - Preliminary Engagements	CF	30,510	-	30,510	-	-
Penrith	<i>Multi Indoor Sports Stadium</i>	CF	-	-	-	-	13,260
Penrith	<i>Weir Reserve Rowing and Paddle Sports Boatsheds</i>	CF	-	-	-	-	17,250
Various	Community Facilities & Recreations - Minor Expenses	CF	325	1,857	2,182	-	2,182
TOTAL COMMUNITY FACILITIES AND RECREATION PLANNING			152,119		152,706		152,707
Community Resilience (Community Safety)							
Various	Community Safety Program	CACP	187,111	(49,231)	137,880	187,111	137,880
Penrith	Removal of Graffiti at St Stephens Church	CACP	3,000	-	3,000	-	3,000
TOTAL COMMUNITY RESILIENCE (COMMUNITY SAFETY)			190,111		140,880		140,880
Community Resilience (Neighbourhood Renewal)							
Various	Urban Design and Activation	CACP	408,176	12,771	420,947	481,752	420,947
Various	Place Management Resourcing (Pt AREAS)	CACP	456,998	(148,673)	308,325	-	308,325
Various	Neighbourhood Renewal Projects (AREAS)	CACP	47,617	(39,218)	8,399	47,617	8,399
Various	The Village Cafe	CACP	129,366	(14,536)	114,830	129,366	114,830
Various	CACP Memberships and Donations	CACP	8,799	(921)	7,878	8,799	7,878

PROJECTS PROGRESS REPORT

For the Period to 30 June 2023

Location	Description	Resp Officer	Adopted Budget	Proposed Variances	Revised Budget	Estimated	
						Project Cost	PTD Expenditure
Various	Places to Love Demonstration Project	CACP	10,800	-	10,800	-	10,800
Various	Neighbourhood Family Fun Day (AREAS)	CACP	105,937	(63,371)	42,566	-	42,566
Penrith LGA	Magnetic Places	CACP	50,000	(2,353)	47,647	-	47,647
TOTAL COMMUNITY RESILIENCE (NEIGHBOURHOOD RENEWAL)			1,217,693		961,392		961,391

Corporate Strategy and Performance

Various	Strategic Research and Planning	BT	45,044	4,300	49,344	-	49,344
TOTAL CORPORATE STRATEGY AND PERFORMANCE			45,044		49,344		49,344

Customer Experience

Penrith Council	Counter Queuing System	CE	16,587	10,953	27,540	-	27,540
TOTAL CUSTOMER EXPERIENCE			16,587		27,540		27,540

Design and Projects

Penrith LGA	WSIP Local Roads Package	MP	405,000	(128,956)	276,044	-	-
Penrith LGA	EPR Erskine Park Rd Upgrades	MP	-	-	-	-	261,382
Penrith LGA	Caddens Rd - Claremont Creek to Gipps St	MP	-	-	-	-	14,662
Penrith LGA	Major Project Design Costs	MP	57,962	88,440	146,402	9,962	8,283
Various	Capital Projects Consultancy	MP	-	-	-	40,000	138,120
Emu Plains	Regatta Park Comms & Media Presentation	MP	-	-	-	8,000	-
Penrith	Coreen Avenue Corridor Improvements Design	MP	6,119	(4,355)	1,764	-	1,764

PROJECTS PROGRESS REPORT

For the Period to 30 June 2023

Location	Description	Resp Officer	Adopted Budget	Proposed Variances	Revised Budget	Estimated	
						Project Cost	PTD Expenditure
Penrith LGA	GoC Industrial Estates and Corridors	MP	705,000	(290,564)	414,436	-	414,435
Penrith LGA	GoC Jamison Pk and Great West Walk Melaleuca Pk	MP	121,437	(72,442)	48,995	-	48,996
Penrith LGA	GoC Additional Tree Planting Variation	MP	415,000	(210,413)	204,587	-	204,587
Emu Plains	Our River Nepean Masterplan	MP	150,000	(114,148)	35,852	-	35,852
Penrith LGA	DPIE Greening our Cities	MP	60,000	(60,000)	-	-	-
Londonderry	Engineering Survey at Londonderry Rd & Reynolds Rd Intersect	MP	12,000	(7,250)	4,750	-	4,750
Regentville	Shared Path Design - Factory Road Regentville	MP	241,082	(179,164)	61,918	-	61,918
Emu Plains	Nepean Riverbank Stabilisation - River Road	MP	-	41,200	41,200	-	41,200
TOTAL DESIGN AND PROJECTS			2,173,600		1,235,948		1,235,948
Development Applications							
Penrith LGA	Local Planning Panel	DS	171,728	(58,135)	113,593	-	113,592
Penrith LGA	FLAG-Assessment Improvement	DS	101,490	19,909	121,399	-	121,399
TOTAL DEVELOPMENT APPLICATIONS			273,218		234,992		234,991
Development Compliance							
Penrith LGA	Audit Ind Comm & Ag Activities	EHC	151,253	(7,144)	144,109	-	144,109
TOTAL DEVELOPMENT COMPLIANCE			151,253		144,109		144,109
Divisional Assurance (City Services)							
Penrith LGA	Operation Spider Illegal Dumping Clean-up and Prevention	DIVASS	4,833	-	4,833	-	4,833

PROJECTS PROGRESS REPORT

For the Period to 30 June 2023

Location	Description	Resp Officer	Adopted Budget	Proposed Variances	Revised Budget	Estimated	
						Project Cost	PTD Expenditure
Penrith	Assets Web QR Project	DIVASS	9,944	-	9,944	-	9,944
Penrith Council	Divisional Assurance Resources - WestInvest	DIVASS	42,944	(42,944)	-	-	-
Werrington	Site Investigation - PCC sub-depot Water Street, Werrington	DIVASS	35,000	(6,000)	29,000	-	29,000
TOTAL DIVISIONAL ASSURANCE (CITY SERVICES)			92,721		43,777		43,777
Environment Health (Biodiversity)							
Penrith LGA	On Site Sewer Management Strategy	EHC	293,710	(331)	293,379	-	293,378
Penrith LGA	Biodiversity Strategy	EHC	20,000	(11,428)	8,572	-	8,572
Penrith LGA	Integrated Catchment Management	EHC	144,597	(23,045)	121,552	-	121,552
Penrith LGA	Waterways Health Monitoring Program	EHC	70,000	(16,249)	53,751	-	53,751
Penrith LGA	FLAG-Tree Referral/Technical Advice	EHC	62,972	(33,427)	29,545	-	29,545
TOTAL ENVIRONMENT HEALTH (BIODIVERSITY)			591,279		506,799		506,798
Executive Services							
Penrith Council	Councillor Professional Training and Development	EX	31,046	(23,681)	7,365	-	6,545
Penrith Council	East Ward - Councillor Robin Cook	EX	-	-	-	-	820
TOTAL EXECUTIVE SERVICES			31,046		7,365		7,365
Financial Services							
Various	Financial Services Resources - WestInvest	FS	54,906	(52,587)	2,319	-	2,319
TOTAL FINANCIAL SERVICES			54,906		2,319		2,319

PROJECTS PROGRESS REPORT

For the Period to 30 June 2023

Location	Description	Resp Officer	Adopted Budget	Proposed Variances	Revised Budget	Estimated	
						Project Cost	PTD Expenditure
Floodplain and Stormwater Management							
Penrith LGA	Floodplain Management Resourcing	ES	277,090	(5,557)	271,533	-	271,533
Penrith LGA	Flood Studies SMSC	ES	149,859	(142,909)	6,950	-	-
Various	<i>Wianamatta South Creek Flood Planning Area Map</i>	ES	-	-	-	-	6,950
Cranebrook	Cranebrook Overland Flow Flood Study	ES	96,701	(74,916)	21,785	-	21,785
Penrith LGA	Peach Tree and Lower Surveyors Creeks Catchment Floodplain	ES	259,382	(146,830)	112,552	-	112,552
Penrith	Doonmore Street, Penrith Retarding Basin	ES	211,583	(90,785)	120,798	-	120,798
St Marys	St Marys Flood Protection Levee Upgrade	ES	174,126	(104,325)	69,801	-	69,801
Emu Plains	Emu Plain Floodplain Risk Management Study and Plan	ES	150,000	(97,079)	52,921	-	52,921
Londonderry	Rickabys Creek Catchment Flood Study	ES	120,000	(114,943)	5,057	-	5,057
Oxley Park	Oxley Park levee - Investigation and Detailed Design	ES	90,000	(68,050)	21,950	-	21,950
Erskine Park	Pit & Pipe Study	ES	250,000	(2,120)	247,880	-	247,880
Various	Upper Byrnes Creek catchment overland flow flood study	ES	30,000	(30,000)	-	-	-
Various	Blackwell Creek catchment flood study	ES	30,000	(30,000)	-	-	-
Kingswood	Chapman Garden Retarding Basin - investigation and detailed	ES	15,000	(15,000)	-	-	-
St Marys	Byrnes Creek catchment Flood Mitigation Works - investigatio	ES	15,000	(15,000)	-	-	-
TOTAL FLOODPLAIN AND STORMWATER MANAGEMENT			1,868,741		931,227		931,227

PROJECTS PROGRESS REPORT

For the Period to 30 June 2023

Location	Description	Resp Officer	Adopted Budget	Proposed Variances	Revised Budget	Estimated	
						Project Cost	PTD Expenditure
Penrith Council	Outdoor Mobility Operational Expenditure	ICT	129,130	-	129,130	-	129,130
Penrith Council	Operational and Support Agreements	ICT	1,226,162	(258,353)	967,809	-	32,635
Penrith Council	<i>Cloud Services</i>	ICT	-	-	-	-	625,644
Penrith Council	<i>Data Centre Services</i>	ICT	-	-	-	-	94,933
Penrith Council	<i>Contractor</i>	ICT	-	-	-	-	199,318
Penrith Council	<i>TPG Services</i>	ICT	-	-	-	-	15,280
TOTAL INFORMATION TECHNOLOGY			1,355,292		1,096,939		1,096,939
Libraries							
Various	Library Special Purpose Projects - Promotion	LS	19,000	4,503	23,503	-	23,503
Penrith Council	Library Resources - Operating	LS	235,473	(22,259)	213,214	-	213,214
Penrith LGA	Library Digital	LS	119,490	12,187	131,677	-	590
Penrith LGA	<i>Library Management System Op Costs</i>	LS	-	-	-	-	81,304
Penrith LGA	<i>RFID Op Costs</i>	LS	-	-	-	-	32,674
Penrith LGA	<i>LMS App Op Costs</i>	LS	-	-	-	-	17,110
Penrith LGA	Library Special Purpose Projects - Technology	LS	17,967	(17,967)	-	-	-
TOTAL LIBRARIES			391,930		368,394		368,394

PROJECTS PROGRESS REPORT

For the Period to 30 June 2023

Location	Description	Resp Officer	Adopted Budget	Proposed Variances	Revised Budget	Estimated	
						Project Cost	PTD Expenditure
Nursery Operations and Bushcare							
Penrith Council	Bushland Management	CPR	194,378	22,690	217,068	-	217,069
Castlereagh	Save Our Species - Persoonia Nutans (Nodding Geebung)	CPR	6,642	-	6,642	-	6,642
Penrith LGA	Preserving Cumberland Plain Threatened Species in Penrith LG	CPR	44,355	(16,812)	27,543	-	27,543
Emu Plains	Keeping the Hawkesbury and Nepean Rivers healthy - River Roa	CPR	29,545	1,171	30,716	-	30,716
Emu Heights	Control of weeds at McCanns Island	CPR	47,306	-	47,306	-	47,307
Various	Save Our Species - Persoonia Nutans (2022)	CPR	19,556	(16,629)	2,927	-	2,927
Various	Saving our Species Eucalyptus benthamii	CPR	12,000	(12,000)	-	-	-
TOTAL NURSERY OPERATIONS AND BUSHCARE			353,782		332,202		332,205
People and Culture							
Penrith Council	Culture and Change	People c	19,000	(241)	18,759	-	18,759
Penrith Council	Child Safety Organisational Standards	People c	18,412	-	18,412	-	18,412
Penrith Council	HR Services Resources - WestInvest	People c	50,833	(50,833)	-	-	-
Penrith Council	WHS Services Resources - WestInvest	People c	86,571	(86,483)	88	-	88
TOTAL PEOPLE AND CULTURE			174,816		37,259		37,259
Place and Activation							
Various	REAL Festival	CACP	712,487	(372,164)	340,323	712,487	340,323

PROJECTS PROGRESS REPORT

For the Period to 30 June 2023

Location	Description	Resp Officer	Adopted Budget	Proposed Variances	Revised Budget	Estimated	
						Project Cost	PTD Expenditure
Various	Penrith Events Partnership Program	CACP	125,000	(24,325)	100,675	125,000	100,675
Various	Penrith Events Partnership Program Event Acquisition Fund	CACP	15,000	(12)	14,988	15,000	14,988
Various	Community Events Program	CACP	11,768	477	12,245	11,768	12,245
Various	Australia Day	CACP	40,514	-	40,514	40,514	40,514
Penrith	REAL Festival Resourcing	CACP	131,077	(39,317)	91,760	-	91,760
Penrith LGA	Our Voices Film Festival	CACP	40,000	-	40,000	-	40,000
St Marys	NRL Grand Final Live Site	CACP	46,190	-	46,190	-	46,190
Penrith	Tench Reserve Opening	CACP	24,229	-	24,229	-	24,229
Penrith Council	Relay for Life Sponsorship	CACP	3,000	-	3,000	-	3,000
TOTAL PLACE AND ACTIVATION			1,149,265		713,924		713,924

Property Development and Management

Various	PD Business Development	PD	13,690	1,477	15,167	13,690	15,167
Various	Emu Plns Employment Precinct -Investigation	PD	1,152,906	(821,104)	331,802	1,398,477	331,802
Various	Permanent Road Closure (not sold)	PD	847	184	1,031	847	1,031
Various	St Marys Village Green	PD	109,106	-	109,106	109,106	109,105
Various	Affordable Housing Project	PD	102,875	9,083	111,958	102,875	111,958
Various	Project: Graze	PD	41,287	-	41,287	41,287	41,287

PROJECTS PROGRESS REPORT

For the Period to 30 June 2023

Location	Description	Resp Officer	Adopted Budget	Proposed Variances	Revised Budget	Estimated	
						Project Cost	PTD Expenditure
Various	Telecommunications Portfolio Optimisation	PD	28,312	(5,706)	22,606	28,312	22,607
Various	Community Connections HLBC	PD	89,600	-	89,600	89,600	89,600
Various	Primary Application Tench Reserve	PD	35,000	(17,357)	17,643	35,000	17,643
Various	Green Innovations Soper Place (Op)	PD	83,143	(24,957)	58,186	83,143	58,186
Various	330 Great Western Highway - Demolition	PD	75,933	(3,518)	72,415	75,933	72,415
Various	Emu Plains Old Post Office HLBC	PD	175,691	(1,230)	174,461	175,691	174,461
Various	50-54 Chameleon Dr & 16 Ridgeview Cres Erskine Pk (Ultegra)	PD	6,000	(641)	5,359	6,000	5,359
Various	Road Closure-Part Chatsworth Road St Clair	PD	10,000	(9,910)	90	10,000	90
Various	Road Closure- Part Ashwick Circuit St Clair	PD	10,000	(9,791)	209	10,000	209
Various	Road Closure- Horace Street Cranebrook	PD	10,000	(9,917)	83	10,000	83
Various	North St Marys Industrial Precinct HLBC	PD	30,000	-	30,000	30,000	30,000
Various	St Marys Town Centre Valuation	PD	45,950	-	45,950	45,950	45,950
Various	25-27 Second Ave Kingswood (Easement)	PD	6,000	(6,000)	-	6,000	-
Various	Road Closure- Ptt Dunheved Circuit St Marys	PD	10,000	(10,000)	-	10,000	-
Various	Unsolicited Bid -The Salvation Army	PD	20,000	(8,000)	12,000	20,000	12,000
Various	Quigg Place Orchard Hills Land Swap	PD	20,000	(15,000)	5,000	20,000	5,000

PROJECTS PROGRESS REPORT

For the Period to 30 June 2023

Location	Description	Resp Officer	Adopted Budget	Proposed Variances	Revised Budget	Estimated	
						Project Cost	PTD Expenditure
Various	Castlreagh Road Penrith – Road Closure	PD	5,000	(5,000)	-	5,000	-
Penrith CBD	Penrith Paceway – Temp Public Car Park Lease	PD	26,000	(3,143)	22,857	26,000	22,857
Erskine Park	Easement for Endeavour Energy – Chameleon Reserve	PD	1,196	-	1,196	-	1,196
Erskine Park	<i>Valuation Consultant</i>	PD	-	-	-	1,196	-
TOTAL PROPERTY DEVELOPMENT AND MANAGEMENT			2,108,536		1,168,006		1,168,005

Public Space Maintenance (Cross City)

Various	Enhanced Public Domain Maintenance (Pt AREAS)	CPR	2,862,226	-	2,862,226	-	2,862,226
Penrith LGA	Enhanced Public Domain	CPR	162,755	(60,349)	102,406	-	102,406
Penrith LGA	LED Sreet Light Upgrade Project	CPR	862,360	(651,827)	210,533	-	210,533
TOTAL PUBLIC SPACE MAINTENANCE (CROSS CITY)			3,887,341		3,175,165		3,175,165

Purchasing and Supply

Various	Supply Services Resources – WestInvest	FS	47,467	(45,820)	1,647	-	1,647
Penrith Council	VendorPanel –Additional Modules	FS	121,273	(63,173)	58,100	-	58,100
TOTAL PURCHASING AND SUPPLY			168,740		59,747		59,747

Resilience

Various	Resilience Programs	CR	34,455	(32,969)	1,486	24,455	1,486
Various	Community Resilience Initiatives – LG Recovery Grant	CR	139,447	(50,246)	89,201	139,447	89,201
Penrith LGA	Community preparedness to climate risks	CR	95,000	(86,153)	8,847	-	8,847

PROJECTS PROGRESS REPORT

For the Period to 30 June 2023

Location	Description	Resp Officer	Adopted Budget	Proposed Variances	Revised Budget	Estimated	
						Project Cost	PTD Expenditure
Penrith Council	St Marys WestInvest Project Lead	CR	136,142	(131,004)	5,138	-	5,138
Penrith LGA	End to End Response Review - LG Recovery Grant	CR	150,000	(150,000)	-	-	-
Penrith LGA	City Resilience Flood Recovery (DRFA)	CR	60,000	(544)	59,456	-	59,456
St Marys	St Marys Place Plan	CR	27,815	(5,851)	21,964	-	21,964
Various	Study on Recovery Needs for Caravan Park Residents	CR	30,000	(30,000)	-	-	-
TOTAL RESILIENCE			672,859		186,092		186,091

Security and Emergency Services Management

Not Applicable	Probable Maximum Flood (PMF) Review	CA	150,000	(150,000)	-	-	-
Various	DRFA Flood Funding Coordination and Consulting	CA	284,043	1,184	285,227	-	285,227
Penrith Council	Contribution to NSW RFS Cumberland and McCarther Districs Wo	CA	3,400	-	3,400	-	3,400
TOTAL SECURITY AND EMERGENCY SERVICES MANAGEMENT			437,443		288,627		288,627

Social Strategy

Various	Community Assistance Program	CACP	60,495	(8,283)	52,212	60,495	52,212
Various	Aged & Disability Projects	CACP	20,000	(5,160)	14,840	20,000	14,840
Various	Targeted Early Intervention Programs (TEIP)	CACP	62,380	(16,798)	45,582	-	45,582
Various	Disability Access Improvements Operational	CACP	16,020	(9,050)	6,970	16,020	6,970
Various	Community Sector Data TEIP Projects	CACP	145,114	(50,939)	94,175	145,114	94,175

PROJECTS PROGRESS REPORT

For the Period to 30 June 2023

Location	Description	Resp Officer	Adopted Budget	Proposed Variances	Revised Budget	Estimated	
						Project Cost	PTD Expenditure
Various	Disability Inclusion Action Plan Stretch Projects	CACP	195,000	(143,879)	51,121	195,000	51,121
Various	Community Health Promotion	CACP	6,000	(6,000)	-	-	-
Penrith LGA	Digital Literacy Mentoring Program for Isolated Seniors Oper	CACP	10,000	-	10,000	-	10,000
Penrith LGA	Multicultural Community Research	CACP	70,000	(51,593)	18,407	-	18,407
Penrith LGA	Community Engagement Cultural Protocols	CACP	38,630	(35,000)	3,630	-	3,630
Penrith LGA	Community and Cultural Facilities Development	CACP	40,000	(2,540)	37,460	-	37,460
St Marys	Nepean Potters Society – Kiln Repair	CACP	3,300	-	3,300	-	3,300
Penrith LGA	Community Assistance Program	CACP	5,200	-	5,200	-	5,200
Penrith LGA	Zonta Club of Nepean Valley	CACP	1,000	-	1,000	-	1,000
Luddenham	Luddenham Show	CACP	5,000	-	5,000	-	5,000
Penrith LGA	Royces Big Walk	CACP	3,000	-	3,000	-	3,000
Penrith LGA	Police Officer of the Year Awards	CACP	3,000	-	3,000	-	3,000
TOTAL SOCIAL STRATEGY			684,139		354,897		354,897

Strategic Asset Management Planning

Various	Adoption of Plans of Management	CA	135,972	(135,972)	-	-	-
Not Applicable	Drainage Audits	CA	150,000	(92,080)	57,920	-	1,200
Llandilo	<i>Llandilo Stormwater Drainage Condition Assessment</i>	CA	-	-	-	-	56,720

PROJECTS PROGRESS REPORT

For the Period to 30 June 2023

Location	Description	Resp Officer	Adopted Budget	Proposed Variances	Revised Budget	Estimated	
						Project Cost	PTD Expenditure
Penrith Council	Online Permits Application & Management Platform	CA	56,430	(38,302)	18,128	-	18,128
TOTAL STRATEGIC ASSET MANAGEMENT PLANNING			342,402		76,048		76,048
Sustainability							
Various	Sustainability Programs	CR	53,269	(32,126)	21,143	53,269	21,143
Penrith Council	Louise Petchell Learning for Sustainability Scholarship	CR	10,000	(9,301)	699	-	699
Penrith LGA	Compact of Mayors	CR	26,034	(18,346)	7,688	-	7,688
Penrith LGA	WSU Solar Car Sponsorship	CR	25,000	-	25,000	-	25,000
Penrith LGA	EV Transition Plan	CR	-	15,388	15,388	-	15,388
TOTAL SUSTAINABILITY			114,303		69,918		69,919
Tourism and International Partnerships							
Various	Tourism Operational Expenditure	CEM	123,681	(52,659)	71,022	94,681	71,022
Various	City Marketing	CEM	274,237	(46,249)	227,988	321,237	227,988
Various	International Relations	CEM	88,700	(87,758)	942	-	942
Penrith LGA	Penrith Heritage Walking Trail Project	CEM	26,075	(21,971)	4,104	-	4,104
TOTAL TOURISM AND INTERNATIONAL PARTNERSHIPS			512,693		304,056		304,056
Traffic Management, Parking and Road Safety							
Penrith LGA	Road Safety Project	ES	24,077	(5,661)	18,416	3,367	1,962
Penrith LGA	School Zone Pedestrian Counts	ES	-	-	-	6,640	6,640

PROJECTS PROGRESS REPORT

For the Period to 30 June 2023

Location	Description	Resp Officer	Adopted Budget	Proposed Variances	Revised Budget	Estimated	
						Project Cost	PTD Expenditure
Penrith LGA	<i>P-2740 Supervising Learner Drivers Workshops - GLS</i>	ES	-	-	-	1,200	1,657
Penrith LGA	<i>P-2739 Child Seat Safety Program</i>	ES	-	-	-	5,500	4,229
Penrith LGA	<i>P-2738 Community Road Safety Education Program</i>	ES	-	-	-	5,000	3,928
Penrith LGA	<i>Pedestrian and vehicle counts at Nepean River Precinct</i>	ES	-	-	-	2,370	-
Emu Plains	GWH Emu Plains to Glenbrook - Survey & Design	ES	12,520	(7,768)	4,752	-	4,752
Penrith CBD	High Pedestrian Activity Area Study - Penrith Northern Stati	ES	50,000	(4,340)	45,660	-	45,660
Penrith LGA	Penrith Accessible Trails Hierarchy Strategy	ES	47,689	250	47,939	-	47,939
TOTAL TRAFFIC MANAGEMENT, PARKING AND ROAD SAFETY			134,286		116,767		116,767

Waste Avoidance and Resource Recovery

Penrith LGA	Purchase of Bins after Rollout	WRR	103,521	2,343	105,864	-	105,864
Various	Biodegradable Bags - Purchase & Delivery	WRR	1,145,273	(6,694)	1,138,579	-	1,138,579
Penrith LGA	E - Waste	WRR	150,000	(56,056)	93,944	-	93,943
Penrith	Waste Strategy & Contract Development	WRR	10,000	(8,643)	1,357	-	1,358
Penrith LGA	Hard Waste Assessment	WRR	238,876	(2,749)	236,127	-	236,127
Penrith LGA	Chemical Clean Out	WRR	20,000	(8,214)	11,786	-	11,785
Penrith LGA	Kitchen Caddies	WRR	4,525	-	4,525	-	4,525
Penrith LGA	Smart Waste Collection	WRR	2,000	-	2,000	-	2,000

PROJECTS PROGRESS REPORT

For the Period to 30 June 2023

Location	Description	Resp Officer	Adopted Budget	Proposed Variances	Revised Budget	Estimated	
						Project Cost	PTD Expenditure
Penrith LGA	Communication Strategy	WRR	16,561	(12,174)	4,387	-	4,387
Penrith LGA	The Middle Link (Circular Economy)	WRR	1,410	-	1,410	-	1,410
Penrith LGA	Red Ready	WRR	58,400	(58,400)	-	-	-
Penrith LGA	Street Litter Bin Review	WRR	1,219	-	1,219	-	1,219
Penrith LGA	SSCS in Schools	WRR	7,695	-	7,695	-	7,695
Penrith LGA	Christmas Services	WRR	6,145	-	6,145	-	6,145
Penrith LGA	Supplementary Services	WRR	45,000	(8,930)	36,070	-	36,070
Penrith LGA	Scrap Together.	WRR	8,772	-	8,772	-	8,772
Penrith LGA	Flood Recovery Clean-up	WRR	20,360	-	20,360	-	20,360
Penrith LGA	MUDs FOGO Trial	WRR	138,304	(79,908)	58,396	-	58,396
Penrith LGA	Flood Recovery Clean-up 2022-23	WRR	165,852	-	165,852	-	165,852
Penrith LGA	FUDS (FOGO in unit dwellings)	WRR	71,400	-	71,400	-	71,400
Penrith LGA	Circular Economy in the Community	WRR	42,814	-	42,814	-	42,814
TOTAL WASTE AVOIDANCE AND RESOURCE RECOVERY			2,258,127		2,018,702		2,018,702
TOTAL OPERATING PROJECTS			25,691,598		18,004,853		18,004,853

CAPITAL BUDGET

Budget Review for the quarter ended

(\$'000)	Original Budget	Approved Sept Qtr.	Approved Dec Qtr.	Approved Mar Qtr.	Approved June Qtr.	Revised Budget	Proposed Budget	Projected Budget	Actual YTD
Capital Funding									
Rates & Other Untied Funding	28,635	1,213	(7,153)	(263)	-	22,431	5,238	27,669	27,709
Capital Grants & Contributions	28,491	20,867	(850)	75	1,596	50,179	(3,448)	46,731	46,731
Internal Restrictions									
- Renewals	4,284	4,948	1,446	806	-	11,484	(3,450)	8,034	8,034
- New Assets	31,323	7,032	(3,133)	303	-	35,525	(2,703)	32,822	32,822
External Restrictions	9,239	6,540	(9)	(2,176)	-	13,594	(3,035)	10,559	10,559
Other Capital Funding Sources									
- Loans	56,215	1,024	(2,541)	-	(1,526)	53,172	(14,066)	39,106	39,106
Income from Sale of Assets									
- Plant & Equipment	1,283	-	-	299	-	1,582	200	1,782	1,782
- Land & Buildings	-	40	-	-	-	40	-	40	-
TOTAL CAPITAL FUNDING	159,470	41,663	(12,240)	(955)	70	188,007	(21,265)	166,742	166,742

CAPITAL BUDGET

Budget Review for the quarter ended

(\$'000)	Original Budget	Approved Sept Qtr.	Approved Dec Qtr.	Approved Mar Qtr.	Approved June Qtr.	Revised Budget	Proposed Budget	Projected Budget	Actual YTD
Capital Expenditure									
New Assets									
- Plant & Equipment	4,976	117	(41)	2,329	-	7,380	(1,606)	5,774	5,825
- Land & Buildings	99,426	10,300	(5,757)	(915)	-	103,054	(7,897)	95,157	95,203
- Roads, Bridges, Footpaths	11,289	3,988	(4,051)	(768)	70	10,527	(407)	10,120	10,286
- Other Infrastructure	6,600	609	(2,940)	(257)	-	4,012	4,005	8,017	7,997
- Library Books	535	(20)	-	(5)	-	509	(17)	493	493
- Other	226	1,342	(95)	265	-	1,739	(765)	974	961
Renewals									
- Plant & Equipment	393	1,486	(300)	143	-	1,722	(1,200)	522	614
- Land & Buildings	15,813	20,243	885	(1,330)	-	35,612	(11,051)	24,561	24,037
- Roads, Bridges, Footpaths	12,094	3,154	(177)	(549)	-	14,522	(1,049)	13,473	12,771
- Other Infrastructure	1,592	364	235	(106)	-	2,085	(1,030)	1,055	1,973
- Other	-	80	-	10	-	90	(18)	72	57
Loan Repayments (principal) & Advances	6,526	-	-	229	-	6,754	(229)	6,526	6,526
TOTAL CAPITAL EXPENDITURE	159,470	41,663	(12,240)	(955)	70	188,007	(21,265)	166,742	166,742

CONTRACTS

Part A - Contracts Listing - contracts entered into during April to June 2023 quarter

Contractor	Contract Number	Contract Purpose	Contract \$ Excl. GST	Start Date	Expiration Date	Details of Contract	Budgeted (Y/N)
Allmakes Pty Ltd Tas Brandworx Australia	RFT22/23-009A	Uniforms	Schedule of Rates	1-Apr-23	1-Apr-26	2 x 1 year extension options	Y
BL Safety and Workwear Pty Ltd	RFT22/23-009B	Uniforms	Schedule of Rates	1-Apr-23	1-Apr-26	2 x 1 year extension options	Y
B&G Enterprises Pty Ltd	RFT22/23-019A	Plumbing Trades Tender	Schedule of Rates	17-Apr-23	17-Apr-26	2 x 1 year extension options	Y
Franklins Australia Pty Ltd Tas Franklins Plumbing Services	RFT22/23-019B	Plumbing Trades Tender	Schedule of Rates	17-Apr-23	17-Apr-26	2 x 1 year extension options	Y
Hix Group Pty Ltd	RFT22/23-019C	Plumbing Trades Tender	Schedule of Rates	17-Apr-23	17-Apr-26	2 x 1 year extension options	Y
Coverit Building Group Pty Ltd	RFQ22/23-344	Erskine Park Childcare Kitchen Refurbishment	91245.00	15-May-23	18-Jun-23	No extension options	Y
Coverit Building Group Pty Ltd	RFQ22/23-345	Grays Lane Childcare Kitchen Refurbishment	104445.00	15-May-23	18-Jun-23	No extension options	Y
The Strategy Group	RFQ22/23-331	Penrith City Council Employee Value Proposition Consultant	179822.50	28-Apr-23	28-Apr-24	No extension options	Y
APP Corporation Pty Limited	RFQ22/23-377	STRATEGIC PLANNING CONSULTANT – St Marys Master Plan	105600.00	10-May-23	10-Nov-23	No extension options	Y
RMA Contracting Pty Ltd	RFQ22/23-360	River Road and Buring Avenue Emergency Drainage	494780.00	1-May-23	23-Jun-23	No extension options	Y
Stabilised Pavements of Australia Pty Ltd	RFQ22/23-388	Stabilisation Works for Penrith Council 2022-23	Schedule of Rates	25-May-23	25-May-24	No extension options	Y
Civille Pty Ltd	RFQ22/23-323	Review of Existing Vegetated Stormwater Infrastructure and	67232.00	1-Jun-23	1-Jun-24	No extension options	Y
Wardrope &Carroll Engineering	RFT22/23-031	Jordan Springs Lake - Decking Replacement	182171.00	1-Jun-23	29-Dec-23	No extension options	Y
Bitzios Consulting	RFQ22/23-074	Prepare a Pedestrian Access Mobility Plan	59015.00	8-May-23	6-Dec-23	No extension options	Y
The Bush Doctor (NSW) Pty Ltd	RFT22/23-029A	Bush Regeneration Services and Associated Works	Schedule of Rates	12-Jun-23	12-Jun-26	2 x 1 year extension option	Y
Bushland Management Solutions Pty Ltd	RFT22/23-029B	Bush Regeneration Services and Associated Works	Schedule of Rates	12-Jun-23	12-Jun-26	2 x 1 year extension option	Y
Blue Tongue Ecosystems Pty Ltd	RFT22/23-029C	Bush Regeneration Services and Associated Works	Schedule of Rates	12-Jun-23	12-Jun-26	2 x 1 year extension option	Y
Cumberland Plain Regeneration	RFT22/23-029D	Bush Regeneration Services and Associated Works	Schedule of Rates	12-Jun-23	12-Jun-26	2 x 1 year extension option	Y
2020 Projects Pty Ltd	RFT22/23-038	Kingsway North (St Marys) Amenity Building Redevelopment	2744482.40	14-Jun-23	14-Jun-25	No extension options	Y
Forpark Australia	RFQ22/23-264	Wilson Park Playground Upgrade	339457.80	7-Jun-23	22-Sep-23	No extension options	Y
Tigertail	RFQ22/23-363	Penrith City Council Emergency Management during emerg	83490.00	26-Jun-23	29-Sep-23	No extension options	Y
WSP Australia Pty Ltd	RFQ22/23-365	Statement of Recognition	69200.67	22-Jun-23	1-Sep-23	No extension options	Y
Weekday Group Pty Ltd	RFQ22/23-372	Demographic Communication Tools	54505.00	17-Apr-23	30-May-23	No extension options	Y
Cred Consulting/Cred Community Pty Ltd	RFQ22/23-395	Community and Cultural Facilities Strategy	85405.10	15-May-23	31-Aug-23	No extension options	Y
J Wyndham Prince Pty Ltd	RFQ22/23-305	Design of Factory Road Shared Path	180803.70	21-Apr-23	21-Apr-23	No extension options	Y
Hix Group Pty Ltd	RFQ22/23-259	St Clair Leisure Centre AC installation - Services	144380.50	16-May-23	29-Dec-23	No extension options	Y
Central Industries	RFQ22/23-385	Mark Leece Oval stage 2	217085.00	26-Jun-23	24-Nov-23	No extension options	Y
Flux Consultants Pty Ltd	RFQ22/23-299	St Marys Town Centre - Environmental Sustainability Study	109824.00	3-Apr-23	30-Jun-24	No extension options	Y
Westbury Constructions	RFQ22/23-370	Koala Corner Childcare -Minor Refurbishment works	191886.20	27-Jun-23	1-Aug-23	No extension options	Y
Mercer Consulting (Australia) Pty Ltd	RFQ22/23-409	Market Testing and Benchmarking	72820.00	8-Jun-23	8-Jun-24	No extension options	Y

CONSULTANCY & LEGAL EXPENSES

Budget review for the quarter ended 30 June 2023

Expense	YTD Expenditure (Actual \$)	Budgeted (Y/N)	Notes
Consultancies	13,335,870	Y	
Legal Fees	1,605,437	Y	

Definition of a Consultant:

A consultant is a person or organisation engaged under contract on a temporary basis to provide recommendations or high level specialist or professional advice to assist decision making by management. Generally it is the advisory nature of the work that differentiates a consultant from other contractors.

On Time Payments:

Aim to pay all small business accounts within a 30 day time frame from receiving the invoice, unless otherwise specified. EFT payments cycles are processed weekly.

Target	September 2022	December 2022	March 2023	June 2023
90%	86%	74%	78%	80%

INCOME & EXPENSE

Budget Review for the quarter ended

(\$'000)	Original Budget	Approved Sept Qtr.	Approved Dec Qtr.	Approved Mar Qtr.	Approved June Qtr.	Revised Budget	Proposed Budget	Projected Budget	Actual YTD
Income									
Rates & Annual Charges	188,571	(387)	(330)	(258)	-	187,596	(765)	186,830	186,830
User Fees & Charges	49,855	102	(41)	(139)	-	49,777	(1,154)	48,624	48,625
Interest & Investment Revenue	3,175	249	1,454	20	-	4,898	3,338	8,237	8,237
Other Revenues	2,177	252	277	1,139	-	3,846	4,580	8,426	8,426
Grants & Contributions – Operating	9,133	1,419	835	1,259	(15)	12,631	17,656	30,286	30,286
Grants & Contributions – Capital									
- Other	38,466	12,391	(7,369)	16,702	14,947	75,137	(17,902)	57,235	57,235
- Contributions (S94)	4,337	-	3,187	147	-	7,670	(1,708)	5,962	5,962
Share of Interests in Joint Ventures	-	-	-	-	-	-	-	-	-
Total Income from Continuing Operations	295,714	14,026	(1,987)	18,870	14,932	341,555	4,045	345,600	345,601
Expenses									
Employee Costs	136,015	57	(187)	(248)	-	135,638	(8,664)	126,973	126,630
Borrowing Costs	1,233	-	-	-	-	1,233	295	1,528	1,528
Materials & Contracts	77,115	10,404	4,885	3,275	6	95,685	(2,187)	93,498	89,926
Depreciation	47,328	90	-	-	-	47,418	9,164	56,582	56,582
Legal Costs	262	(34)	5	(42)	-	191	(107)	84	263
Consultants	1,483	2,089	45	(219)	-	3,397	16	3,413	7,151
Other Expenses	13,195	5	(126)	195	-	13,270	485	13,754	13,754
Share of Interests in Joint Ventures	-	-	-	-	-	-	-	-	-
Total Expenses from Continuing Operations	276,632	12,611	4,622	2,962	6	296,832	(999)	295,833	295,834
Net Gain/(Loss) from the Disposal of Assets	(554)	(0)	-	-	-	(554)	(3,446)	(4,000)	(4,000)
Net Gain/(Loss) on Fair Value Adjustment	-	-	-	-	-	-	220	220	220
Net Operating Result from Continuing Operations	18,528	1,414	(6,609)	15,908	14,926	44,168	1,818	45,987	45,987
Net Operating Result before Capital Items	(24,275)	(10,976)	(2,426)	(940)	(21)	(38,639)	21,428	(17,210)	(17,210)

CASH & INVESTMENTS

Budget Review for the quarter ended

(\$'000)	Original Budget	Approved Sept Qtr.	Approved Dec Qtr.	Approved Mar Qtr.	Approved June Qtr.	Revised Budget	Proposed Budget	Projected Budget	Actual YTD
Externally Restricted									
Developer Contributions	55,103	(2,555)	3,923	10,979	-	67,450	(4,263)	63,187	63,186
Restricted Contributions for Works	11,023	(609)	(376)	364	-	10,403	(3,752)	4,777	5,210
Unexpended Grants	3,180	(7,820)	(615)	5,280	13,337	13,362	(10,937)	(6,628)	40,189
Unexpended Loan Funds	1,892	(1,024)	2,474	-	(2,474)	869	13,902	14,771	14,771
Other Externally Restricted	8,845	(1,887)	(504)	(1,289)	-	5,164	3,518	8,682	8,682
Total Externally Restricted	80,043	(13,895)	4,902	15,334	10,863	97,248	(1,532)	84,789	132,038
Internally Restricted									
Sinking Funds	-	-	-	-	-	-	-	-	-
Internal Reserves	49,355	(24,528)	729	1,828	(6)	27,378	32,196	55,543	56,021
Security Bonds & Deposits	17,881	(330)	95	2,530	(290)	19,887	-	19,887	19,887
Total Internally Restricted	67,236	(24,858)	824	4,358	(296)	47,265	32,196	75,430	75,908
Unrestricted	65,175	58,151	(17,572)	(5,906)	(25,159)	74,687	(30,664)	58,981	11,254
Total Cash & Investments	212,454	19,398	(11,846)	13,786	(14,592)	219,200	-	219,200	219,200

Cash & Investments cont'd

Comment on Cash and Investments Position

The Reserve Bank of Australia (RBA), in the month of June 2023, continued to increase the cash rate to 4.10%, from previous quarter's rate of 3.60%. This equates to 400 basis points rise from 0.10% cash rate in April 2022. The RBA's decision to raise the cash rate is attributed to the high inflation rate result in the first quarter of 2023 - being 7%, causing a substantial disparity between the two results – i.e., between Cash Rate and Inflation Rate. In June 2023, the investment portfolio's average rate of return has surpassed Council's BBSW benchmark.

Statements:

All investments have been made in accordance with Section 625 of the Local Government Act 1993, relevant regulations, and the Council's Investment Policy.

The Council's portfolio consists of grant and contribution funds held for specific expenditure purposes, internal reserves for future expenditure, refundable security bonds and deposits, with the remaining unrestricted funds relating to the cash flow differences between operational income and expenditure of the Councils adopted budget. Reconciliation of the total restricted funds to the current Monthly Investment Report follows.

Externally Restricted Assets	\$
S7.11 Development contributions	63,186,697
Restricted contributions for works	5,209,546
Unexpended grants	40,189,555
Unexpended Loan Funds	14,770,890
Other externally restricted	8,681,796
Internally Restricted Assets	
Internal reserves	56,020,576
Security bonds and deposits	19,886,579
Unrestricted Invested Funds	11,254,355
Cash	<u>219,199,994</u>

The Council's Cash Book and Bank Statements have been reconciled as at 30 June 2023.

Reconciliation:

The Year to Date (YTD) total Cash and Investments reconciled with funds invested and cash at bank.

	\$
Current Cash on Call Group	13,287,595
Term Investment Group	182,700,000
Floating rate Notes Investment Group	20,050,000
Mortgage Backed Securities*	1,848,115
Sub-Total	217,885,710
General Fund Bank Account	1,314,284
Total	<u>219,199,994</u>

*MBS Purchased in 2006/07 prior to the current Ministerial Investment Order.

Performance Indicators

as at 31 March 2023

Indicator	Description	Benchmark	Forecast Result 22-23	Forecast Result 22-23
Operating Performance Ratio	This ratio measures Council's achievement of containing operating expenditure within operating revenue.	Greater than or equal to 0	-4.8%	Off Track
Own Source Revenue	This ratio measures the degree of reliance on external funding sources.	Greater than 60%	74.01%	On Track
Unrestricted Current Ratio	The 'unrestricted current ratio' is specific to the Local Government sector and represents a council's ability to meet its short-term obligations as they fall due.	Greater than 1.5 times	1.72	On Track
Debt Service Cover Ratio	This ratio measures the availability of operating cash to service debt including interest, principal and lease payments.	Greater than 2.0 times	7.86	On Track
Rates and annual charges outstanding per	Assesses the impact of uncollected rates and annual charges on a council's liquidity and the adequacy of debt recovery efforts.	Less than 5%	5.00%	On Track
Real Operating Expenditure	This ratio measures the cost of delivering Councils services per capita. Decreases in this ratio indicates efficiency improvements by Council.	Decreasing over time	1.30	At Risk

Notes on Indicators listed as "Off Track" or "At Risk"

Operating Performance Ratio	The main reason for the deficit ratio result is the increase in depreciation following comprehensive revaluations. As the replacement cost of Council's assets continue to increase and further assets are constructed, depreciation expenditure will continue to increase. Council continues to plan for the long term (including managing asset management costs), forecasting asset renewal and investment in capital assets and balancing operational revenue and expenditure, with a focus on delivering balanced and sustainable budgets.
Real Operating Expenditure	At the end of June 2022, Council had spent \$1,208 per capita, which is higher than prior years, however is forecasting a slightly higher ratio of \$1,301 per capital for 2022-23.

INTERPRETING ASSISTANCE

ENGLISH	If you do not understand this, please contact the Telephone Interpreting Service on 131 450 and ask them to contact Penrith City Council on your behalf on (02) 4732 7777. Or come to the Council offices and ask for an interpreter.
ARABIC	إذا لم يكن بإمكانك قراءة النص أعلاه، الرجاء الاتصال بخدمات الترجمة الفورية الهاتفية (TIS) على الرقم 131 450 والطلب منهم الاتصال بدورهم بمجلس مدينة بنريث نيابة عنك على الرقم 4732 7777 (02). أو يمكنك الحضور إلى المجلس وطلب ترتيب مترجم فوري لك.
CHINESE	如果您无法阅读这些文字，请致电 131 450 联系电话传译服务中心，请他们代您拨打 (02) 4732 7777 联系 Penrith 市议会。您也可以亲自到市议会来并要求获得口译服务。
GREEK	Αν δεν μπορείτε να το διαβάσετε αυτό, τηλεφωνήστε στην Τηλεφωνική Υπηρεσία Διερμηνέων στο 131 450 και ζητήστε τους να επικοινωνήσουν με το Δήμο Penrith (Penrith City Council) για λογαριασμό σας στον αριθμό (02) 4732 7777, ή ελάτε στη Δημαρχία και ζητήστε διερμηνέα.
HINDI	यदि आप इसे नहीं पढ़ पाते हैं, तो कृपया 131 450 पर टेलीफोन दुभाषिया सेवा से संपर्क करें और उनसे कहें कि वे आपकी ओर से पेनरिथ सिटी काउंसिल से (02) 4732 7777 पर संपर्क करें. या आप काउंसिल आएँ और एक दुभाषिये की मांग करें.
ITALIAN	Se non riuscite a leggere questo, contattate il servizio telefonico di interpretariato al numero 131 450 e chiedetegli di contattare da parte vostra il comune di Penrith City al numero (02) 4732 7777 oppure venite in comune e richiedete un interprete.
MALTESE	Jekk ma tistax taqra dan, jekk jogħġbok, ikkuntattja lit-Telephone Interpreting Service fuq 131 450 u itlobhom biex jikkuntattjaw Penrith City Council f'ismek fuq (02) 4732 7777. Jew ejja l-Kunsill u itlob għal interpretu.
PERSIAN	اگر نمی توانید این مطلب را بخوانید، لطفاً به خدمات ترجمه تلفنی به شماره 131 450 زنگ بزنید و از آنان بخواهید با شورای شهر پنریت Penrith City Council به شمار 4732 7777 (02) از جانب شما تماس بگیرند. یا اینکه به شهرداری Council آمده و مترجم بخواهید.
PUNJABI	ਜੇਕਰ ਤੁਸੀਂ ਇਸ ਦਸਤਾਵੇਜ਼ ਨੂੰ ਨਹੀਂ ਸਮਝਦੇ ਅਤੇ ਕਸਿ ਦੁਭਾਸ਼ੀਏ ਦੀ ਲੋੜ ਹੈ, ਤਾਂ ਕਰਿਪਾ ਕਰਕੇ 131 450 'ਤੇ ਟੈਲੀਫੋਨ ਇੰਟਰਪਰਟਿੰਗ ਸੇਵਾ ਨੂੰ ਫੋਨ ਕਰੋ ਅਤੇ ਉਨ੍ਹਾਂ ਨੂੰ (02) 4732 7777 'ਤੇ Penrith City Council (ਪੈਨਰਿਥ ਸਿਟੀ ਕੌਂਸਲ) ਨੂੰ ਫੋਨ ਕਰਨ ਲਈ ਕਹੋ।
SINGHALESE	ඔබට මෙය කියවීමට නොහැකි නම්, කරුණාකර දුරකථන අංක 131 450 ඔස්සේ දුරකථන ජීවර්තන සේවාව (Telephone Interpreting Service) අමතා ඔබ වෙනුවෙන් දුරකථන අංක (02) 4732 7777 අමතා ජනර්ධන නගර සභාව (Penrith City Council) හා සම්බන්ධ කර දෙන ලෙස ඉල්ලා සිටින්න. නැතිනම් නගර සභාව වෙත පැමිණ භාෂා ජීවර්තකයකු ලබා දෙන ලෙස ඉල්ලා සිටින්න.
TAGALOG	Kung hindi mo naiintindihan ang dokumentong ito at kailangan mo ng isang interpreter, mangyaring tumawag sa Telephone Interpreting Service sa 131 450 at hilingin sa kanila na tumawag sa Penrith City Council sa (02) 4732 7777.
TAMIL	இதை உங்களால் வாசிக்க இயலவில்லை என்றால், 'தொலைபேசி உரைபெயர்ப்பு சேவை'யை 131 450 எனும் இலக்கத்தில் அழைத்து 'பென்றித் நகரவையுடன் (02) 4732 7777 எனும் இலக்கத்தில் உங்கள் சார்பாக தொடர்பு கொள்ளுமாறு கேளுங்கள். அல்லது நகரவைக்கு விஜயம் செய்து உரைபெயர்ப்பாளர் ஒருவர் வேண்டுமெனக் கேளுங்கள்.
VIETNAMESE	Nếu quý vị không thể đọc được thông tin này, xin liên lạc Dịch Vụ Thông Dịch Qua Điện Thoại ở số 131 450 và yêu cầu họ thay mặt quý vị liên lạc với Hội Đồng Thành Phố Penrith ở số (02) 4732 7777. Hoặc hãy tới Hội Đồng và yêu cầu có thông dịch viên.

GET A COPY OR PROVIDE FEEDBACK

Email: corporate.planning@penrith.city
Post: Attn Corporate Planning Penrith Council
PO Box 60
Penrith 2751

PENRITH CITY COUNCIL

Civic Centre
601 High Street
Penrith NSW

Phone: 02 4732 7777

Email: council@penrith.city